

Central Eastern Southern Oregon

Region 7 COVID-19 Update

November 23, 2022

COVID-19 Cases in Region 7

Region 7 New COVID-19 Cases by County

County	11/6/22 - 11/12/22	11/13/22 - 11/19/22	Cumulative (as of 11/23/22, 12:01AM PST)
Crook	46	46	7,620
Deschutes	133	127	59,638
Grant	7	1	2,193
Harney	7	14	1,914
Jefferson	12	12	8,662
Klamath	51	41	17,249
Lake	3	1	1,637
Wheeler	0	0	277

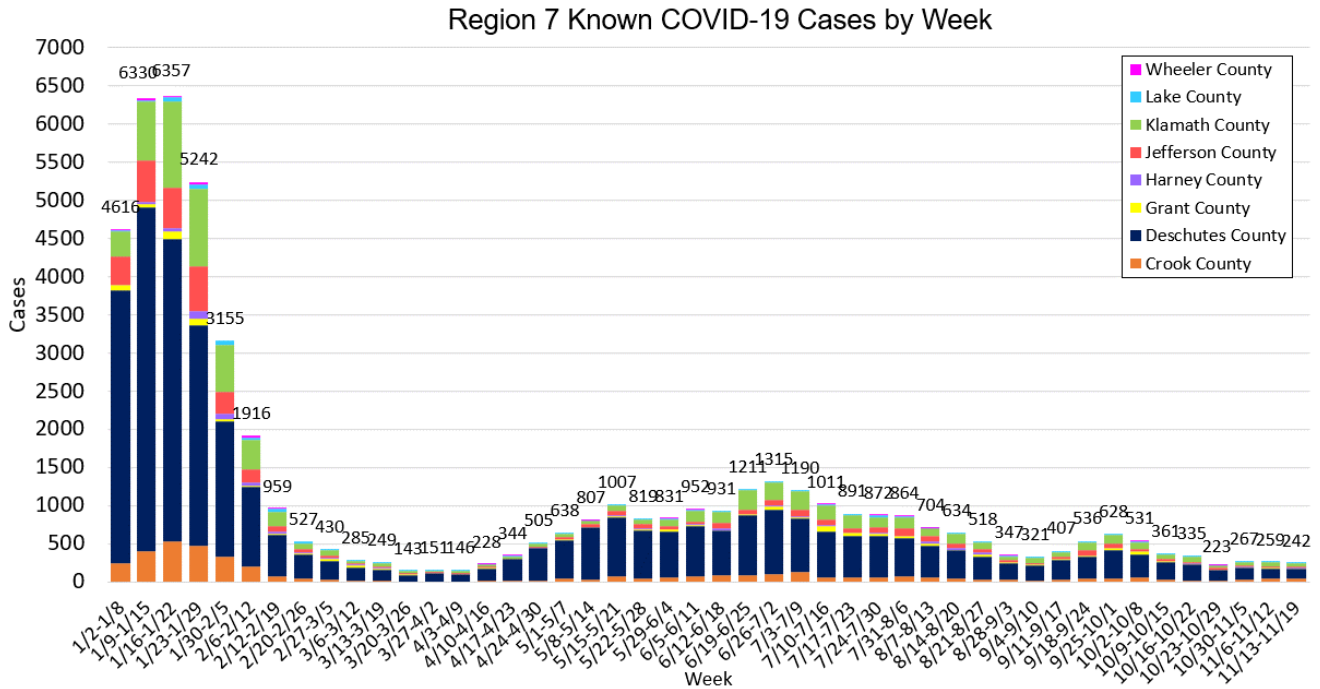
This table shows data based on the date a case first became identified as a case, which is the date Oregon Health Authority (OHA) uses for school metrics, public health indicator metrics, and other tracking purposes. This date differs from the date OHA reports a case publicly in news releases.

[\(Click here for source: Oregon Health Authority Situation in Oregon\)](#)

COVID-19 Cases Statewide, Nationwide, and Worldwide

- As of Wednesday, Oregon Health Authority reported that the total/cumulative number of known COVID-19 cases statewide in Oregon is 920,718 and the total/cumulative number of new COVID-19 related deaths reported in Oregon is 8,824.
- CDC reports there are >98.1 million cases of COVID-19 in the United States.
- Worldwide case counts are >635.7 million.

The graph below shows the number of COVID-19 cases from Crook, Deschutes, Grant, Harney, Jefferson, Klamath, Lake, and Wheeler County each calendar week beginning the first full week of 2022.



This graph shows data based on the date a case first became identified as a case. Data for this week is not yet shown. This graph will be updated to show the number of COVID-19 cases identified each week in Region 7.

COVID-19 Related Deaths in Region 7

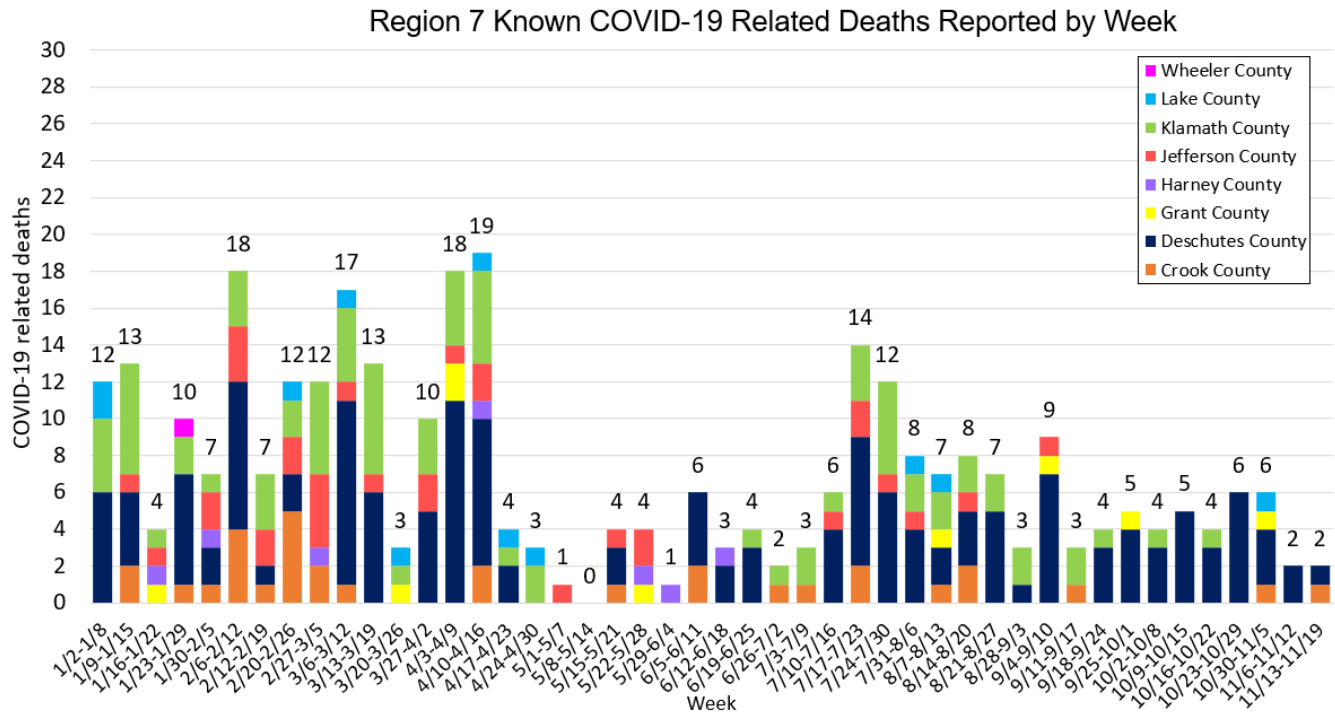
Region 7 COVID-19 Related Deaths by County

County	Cumulative (as of 11/23/22)
Crook	93
Deschutes	365
Grant	26
Harney	41
Jefferson	102
Klamath	249
Lake	32
Wheeler	3

This table shows data based on the date OHA first is notified of a COVID-19 related death, which is the date Oregon Health Authority (OHA) uses for tracking purposes. This date differs from the date of death. The reporting of COVID-19 related deaths to OHA may experience delays for various reasons.

[\(Click here for source: Oregon Health Authority Situation in Oregon\)](#)

The graph below shows the number of COVID-19 related deaths from Crook, Deschutes, Grant, Harney, Jefferson, Klamath, Lake, and Wheeler County each calendar week beginning the first full week of 2022.



This graph shows data based on the date OHA is first notified of a COVID-19 related death. Data for this week is not yet shown. This graph will be updated to show the number of COVID-19 related deaths identified each week in Region 7.

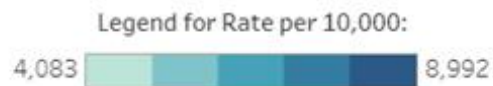
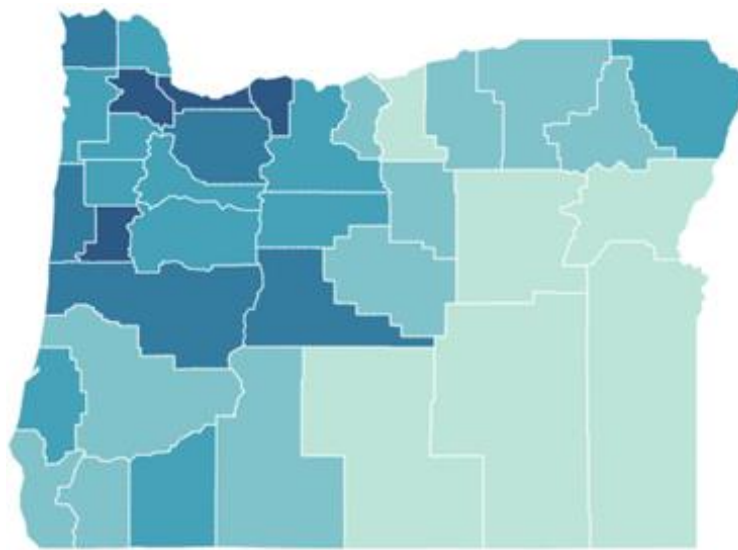
Oregon Health Authority COVID-19 Reports

- The Oregon Health Authority released its latest monthly [COVID-19 Data Report](#).

In October, OHA recorded a 27% decrease from the previous month new cases count. New hospitalizations have decreased 4% from the previous month. Case numbers are assumed to be an undercount of the actual number of cases, given that many people are not getting tested or are using at-home tests and not reporting results.

- The Oregon Health Authority has retired its COVID-19 Breakthrough Report. Other COVID-19 Data Reports and COVID-19 News from Oregon Health Authority can be found [here](#).

COVID-19 Vaccination Trends



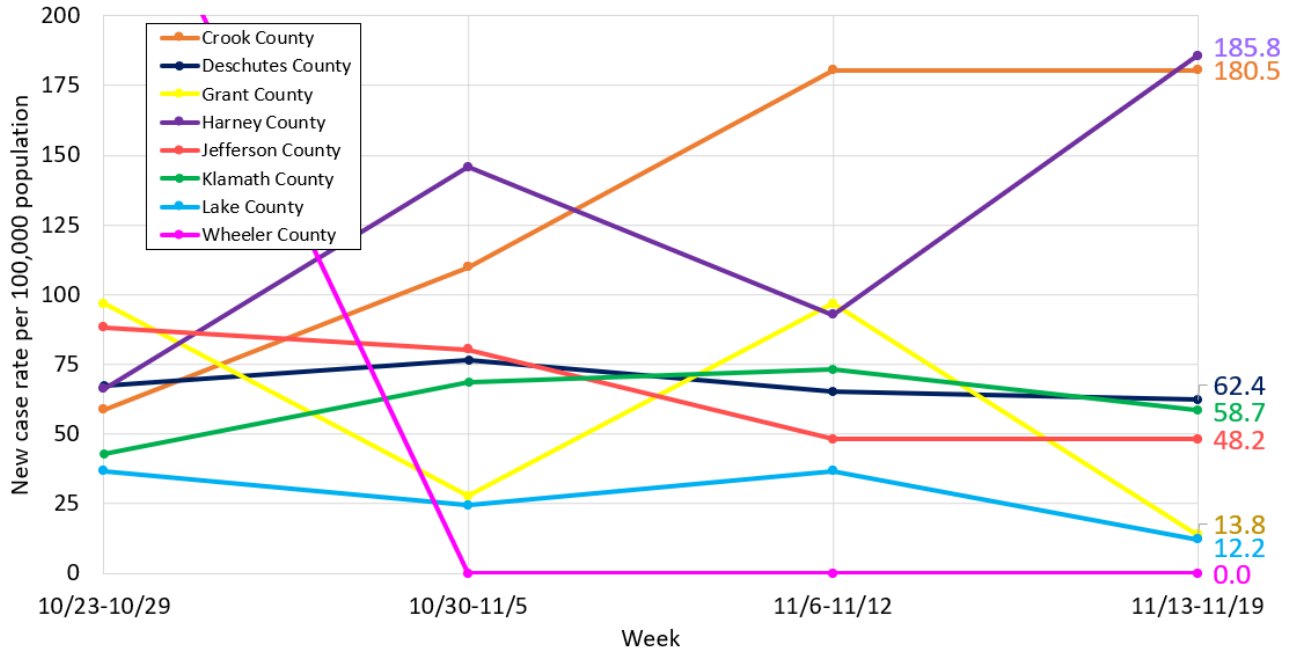
County	Series in Progress	Series Complete	Total People	Total per 10,000
Crook	973	12,810	13,783	5,409
Deschutes	12,204	139,908	152,112	7,479
Grant	249	3,186	3,435	4,754
Harney	312	3,338	3,650	4,843
Jefferson	1,190	14,131	15,321	6,156
Klamath	3,005	33,953	36,958	5,293
Lake	252	3,087	3,339	4,083
Wheeler	38	744	782	5,371

Vaccination data is as of Monday 11/7/22, 12:01AM Pacific Time, updated monthly. For more information, visit the [OHA COVID-19 Vaccination Trends dashboard](#). Population totals for rates per 10,000 have been updated to reflect 2021 Portland State University population totals as of 6/30/2022.

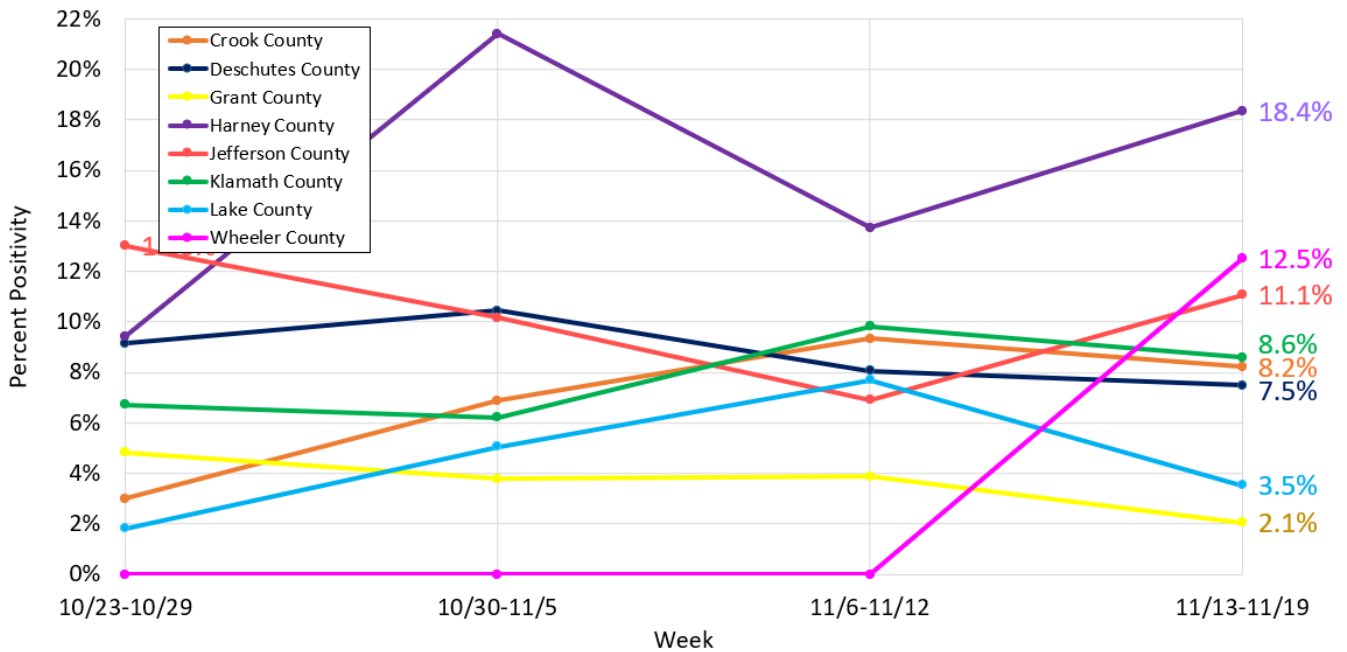
COVID-19 School Advisory Metrics Data

More details about school reopening planning can be found on the [ODE's Ready Schools, Safe Learners information page](#).

Region 7 County Weekly Case Rate per 100,000 Population



Region 7 Weekly Percent Positivity



For more local information and resources:

- For school information:
 - Visit the [Ready Schools, Safe Learners page for general information](#)
 - Visit the [current community COVID metrics page for Ready Schools, Safe Learners](#). To learn more about these metrics and benchmarks, [click here](#).
- County web resources for COVID-19:
 - Visit the [Crook County Public Health COVID-19 Information Page](#)
 - Visit the [Deschutes County COVID-19 Information Page](#)
 - Visit the [Grant County COVID-19 Information Page](#)
 - Visit the [Harney County Health Department COVID-19 Information Page](#)
 - Visit the [Jefferson County Public Health COVID-19 Information Page](#)
 - Visit the [Klamath County Public Health COVID-19 Information Page](#)
 - Visit the [Lake County COVID-19 Information Page](#)
 - Visit the [Wheeler County COVID-19 Information Page](#)
- Telephone resources:
 - Call the Oregon phone line for COVID-19 information at **2-1-1**
 - Call the OHSU phone line for seek guidance about symptoms and care for COVID-19 at **833-647-8222**. The hotline is open 8am-8pm, 7 days a week.
 - If you are 55 or older and feeling isolated or just want to have a friendly conversation, please call the [Senior Loneliness Line](#) at **503-200-1633**
 - If you are a teen and feeling lonely or anxious, you can call, text, or chat with other teens to talk about anything and everything. Call [YouthLine](#) at **877-968-8491** or text 'teen2teen' to **839863**, the helpline is open 4pm-10pm daily.

Region 7 Public Health Response

Crook, Deschutes, Grant, Harney, Jefferson, Klamath, Lake, and Wheeler County Public Health Departments regularly manage communicable disease outbreaks, and we are prepared to investigate and respond. When a case of COVID-19 is identified in our community, Public Health Professionals work on [contact tracing](#) to identify and notify individuals who might have been exposed.

We began preparing for local impacts of COVID-19 and regularly meeting with healthcare partners, Oregon Health Authority, and CDC in January 2020.

We continue to work closely with local schools, healthcare providers, emergency services, cities, businesses, and others to coordinate efforts and to share the most up-to-date information.

This situation update was compiled by the Crook, Deschutes, Grant, Harney, Jefferson, Klamath, Lake, and Wheeler County Health Departments. It will be updated with state, national, and worldwide situation data on a biweekly basis.