

# Central Eastern Southern Oregon

## Region 7 COVID-19 Update

October 28, 2022

### COVID-19 Cases in Region 7

#### Region 7 New COVID-19 Cases by County

County	10/9/22 - 10/15/22	10/16/22 - 10/22/22	Cumulative (as of 10/28/22, 12:01AM PST)
Crook	26	21	7,478
Deschutes	234	207	59,117
Grant	13	8	2,178
Harney	1	11	1,871
Jefferson	20	18	8,584
Klamath	60	60	17,087
Lake	6	10	1,631
Wheeler	0	0	276

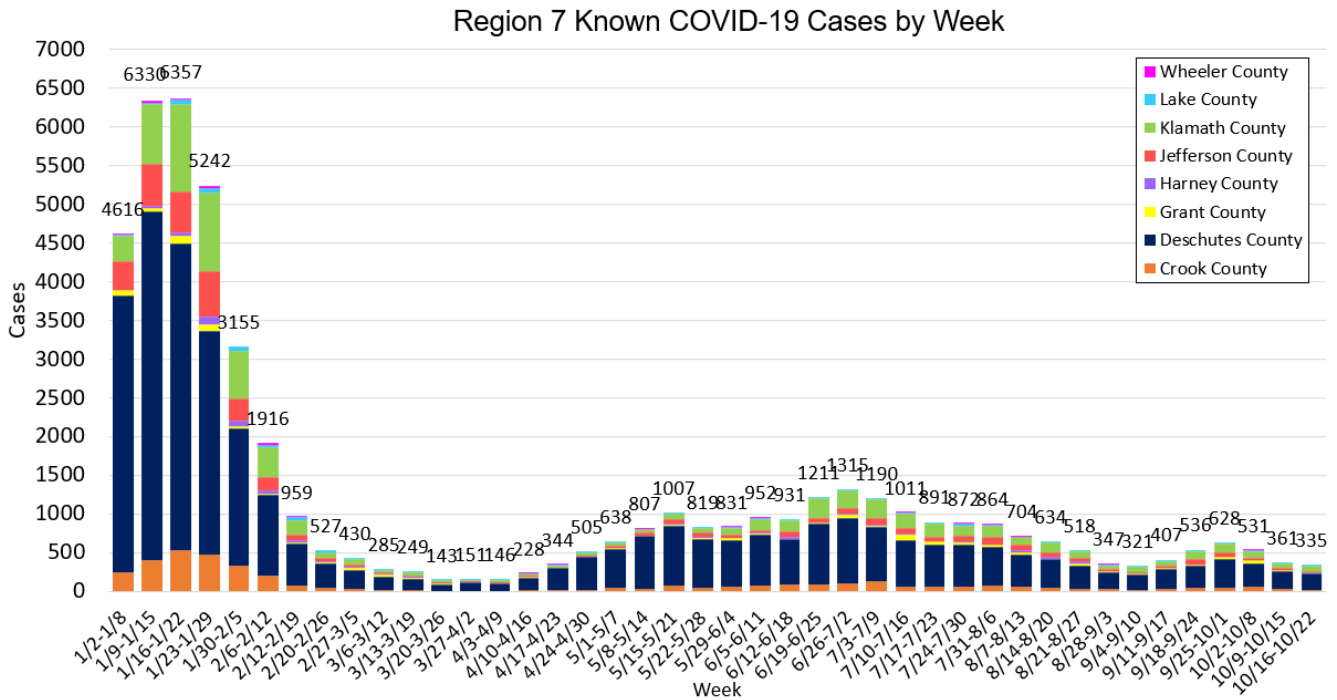
This table shows data based on the date a case first became identified as a case, which is the date Oregon Health Authority (OHA) uses for school metrics, public health indicator metrics, and other tracking purposes. This date differs from the date OHA reports a case publicly in news releases.

[\(Click here for source: Oregon Health Authority Situation in Oregon\)](#)

### COVID-19 Cases Statewide, Nationwide, and Worldwide

- As of Wednesday, Oregon Health Authority reported that the total/cumulative number of known COVID-19 cases statewide in Oregon is 908,188 and the total/cumulative number of new COVID-19 related deaths reported in Oregon is 8,680.
- CDC reports there are >97.3 million cases of COVID-19 in the United States.
- Worldwide case counts are >626.3 million.

The graph below shows the number of COVID-19 cases from Crook, Deschutes, Grant, Harney, Jefferson, Klamath, Lake, and Wheeler County each calendar week beginning the first full week of 2022.



This graph shows data based on the date a case first became identified as a case. Data for this week is not yet shown. This graph will be updated to show the number of COVID-19 cases identified each week in Region 7.

## COVID-19 Related Deaths in Region 7

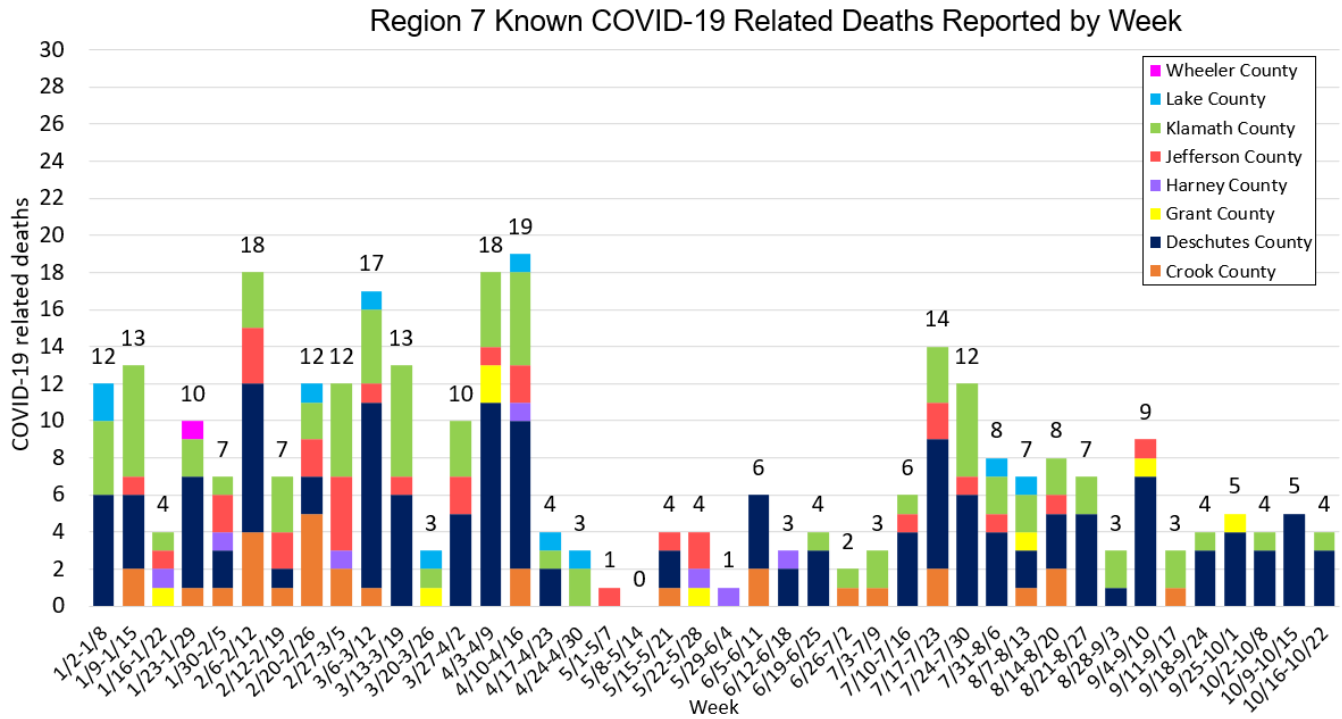
### Region 7 COVID-19 Related Deaths by County

County	Cumulative (as of 10/28/22)
Crook	90
Deschutes	360
Grant	25
Harney	41
Jefferson	101
Klamath	249
Lake	31
Wheeler	3

This table shows data based on the date OHA first is notified of a COVID-19 related death, which is the date Oregon Health Authority (OHA) uses for tracking purposes. This date differs from the date of death. The reporting of COVID-19 related deaths to OHA may experience delays for various reasons.

[\(Click here for source: Oregon Health Authority Situation in Oregon\)](#)

The graph below shows the number of COVID-19 related deaths from Crook, Deschutes, Grant, Harney, Jefferson, Klamath, Lake, and Wheeler County each calendar week beginning the first full week of 2022.



This graph shows data based on the date OHA is first notified of a COVID-19 related death. Data for this week is not yet shown. This graph will be updated to show the number of COVID-19 related deaths identified each week in Region 7.

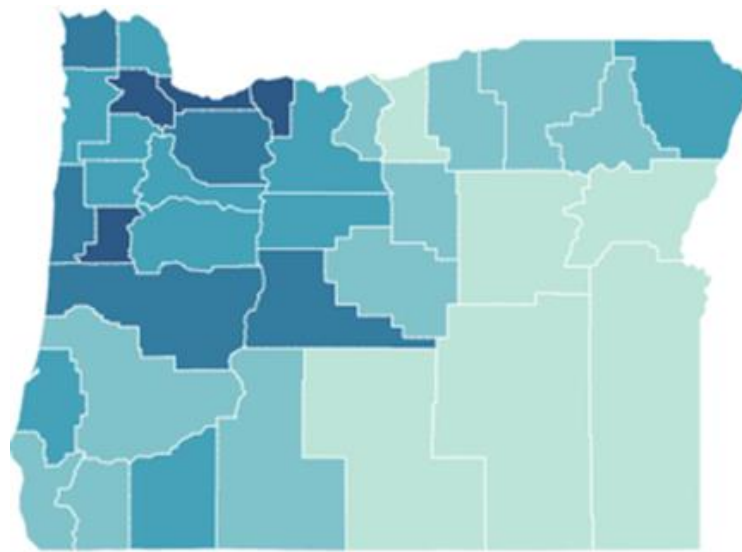
## Oregon Health Authority COVID-19 Reports

- The Oregon Health Authority released its latest monthly [COVID-19 Data Report](#).

In September, OHA recorded a 28% decrease from the previous month new cases count. New hospitalizations have decreased 33% from the previous month. Case numbers are assumed to be an undercount of the actual number of cases, given that many people are not getting tested or are using at-home tests and not reporting results.

- The Oregon Health Authority has retired its COVID-19 Breakthrough Report. Other COVID-19 Data Reports and COVID-19 News from Oregon Health Authority can be found [here](#).

## COVID-19 Vaccination Trends



County	Series in Progress	Series Complete	Total People	Total per 10,000
Crook	950	12,737	13,687	5,371
Deschutes	11,670	139,538	151,208	7,434
Grant	245	3,183	3,428	4,744
Harney	291	3,341	3,632	4,819
Jefferson	1,161	14,060	15,221	6,116
Klamath	2,940	33,898	36,838	5,276
Lake	249	3,080	3,329	4,071
Wheeler	40	745	785	5,391

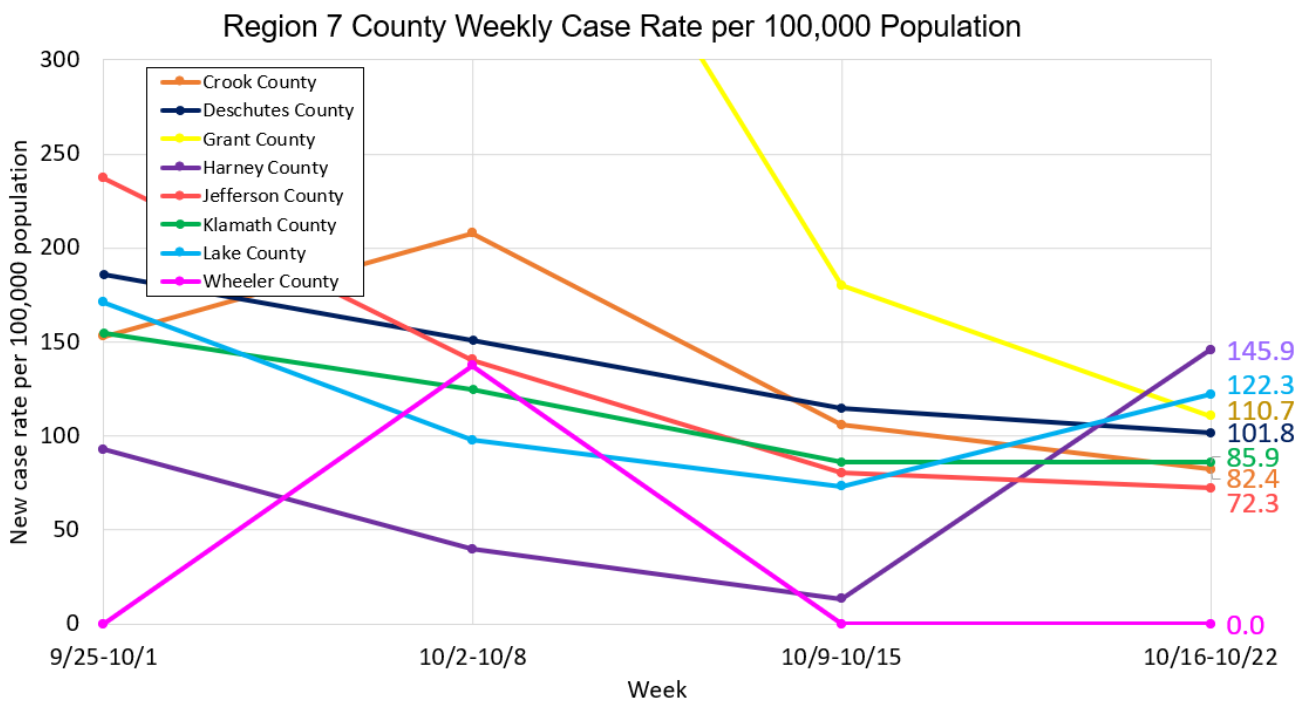
Vaccination data is as of Monday 10/10/22, 12:01AM Pacific Time, updated monthly. For more information, visit the [OHA COVID-19 Vaccination Trends dashboard](#). Population totals for rates per 10,000 have been updated to reflect 2021 Portland State University population totals as of 6/30/2022.

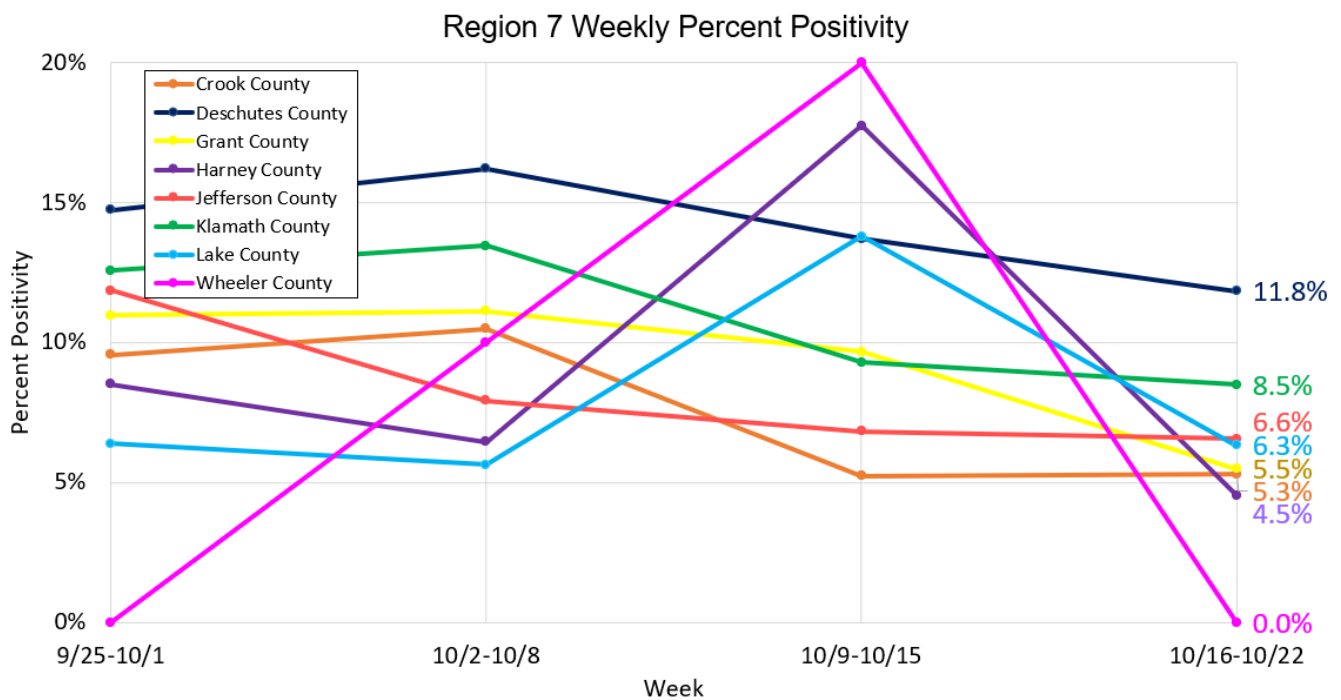
# Oregon's COVID-19 Community Spread

The CDC developed metrics to track COVID-19 community spread. Data updated on Thursdays. For more information, visit the CDC's [COVID-19 Community Level dashboard](#). Select your county from the drop down menu to view county level data.

## COVID-19 School Advisory Metrics Data

More details about school reopening planning can be found on the [ODE's Ready Schools, Safe Learners information page](#).





## For more local information and resources:

- For school information:
  - Visit the [Ready Schools, Safe Learners page for general information](#)
  - Visit the [current community COVID metrics page for Ready Schools, Safe Learners](#). To learn more about these metrics and benchmarks, [click here](#).
- County web resources for COVID-19:
  - Visit the [Crook County Public Health COVID-19 Information Page](#)
  - Visit the [Deschutes County COVID-19 Information Page](#)
  - Visit the [Grant County COVID-19 Information Page](#)
  - Visit the [Harney County Health Department COVID-19 Information Page](#)
  - Visit the [Jefferson County Public Health COVID-19 Information Page](#)
  - Visit the [Klamath County Public Health COVID-19 Information Page](#)
  - Visit the [Lake County COVID-19 Information Page](#)
  - Visit the [Wheeler County COVID-19 Information Page](#)
- Telephone resources:
  - Call the Oregon phone line for COVID-19 information at **2-1-1**
  - Call the OHSU phone line for seek guidance about symptoms and care for COVID-19 at **833-647-8222**. The hotline is open 8am-8pm, 7 days a week.
  - If you are 55 or older and feeling isolated or just want to have a friendly conversation, please call the [Senior Loneliness Line](#) at **503-200-1633**
  - If you are a teen and feeling lonely or anxious, you can call, text, or chat with other teens to talk about anything and everything. Call [YouthLine](#) at **877-968-8491** or text 'teen2teen' to **839863**, the helpline is open 4pm-10pm daily.

## Region 7 Public Health Response

Crook, Deschutes, Grant, Harney, Jefferson, Klamath, Lake, and Wheeler County Public Health Departments regularly manage communicable disease outbreaks, and we are prepared to investigate and respond. When a case of COVID-19 is identified in our community, Public Health Professionals work on [contact tracing](#) to identify and notify individuals who might have been exposed.

We began preparing for local impacts of COVID-19 and regularly meeting with healthcare partners, Oregon Health Authority, and CDC in January 2020.

We continue to work closely with local schools, healthcare providers, emergency services, cities, businesses, and others to coordinate efforts and to share the most up-to-date information.

---

This situation update was compiled by the Crook, Deschutes, Grant, Harney, Jefferson, Klamath, Lake, and Wheeler County Health Departments. It will be updated with state, national, and worldwide situation data on a biweekly basis.