

Central Eastern Southern Oregon

Region 7 COVID-19 Update

August 19, 2022

COVID-19 Cases in Region 7

Region 7 New COVID-19 Cases by County

County	7/31/22 - 8/6/22	8/7/22 - 8/13/22	Cumulative (as of 8/19/22, 12:01AM PST)
Crook	68	56	7,171
Deschutes	510	421	56,513
Grant	18	17	2,030
Harney	13	32	1,803
Jefferson	100	71	8,238
Klamath	142	98	16,359
Lake	10	6	1,549
Wheeler	3	2	261

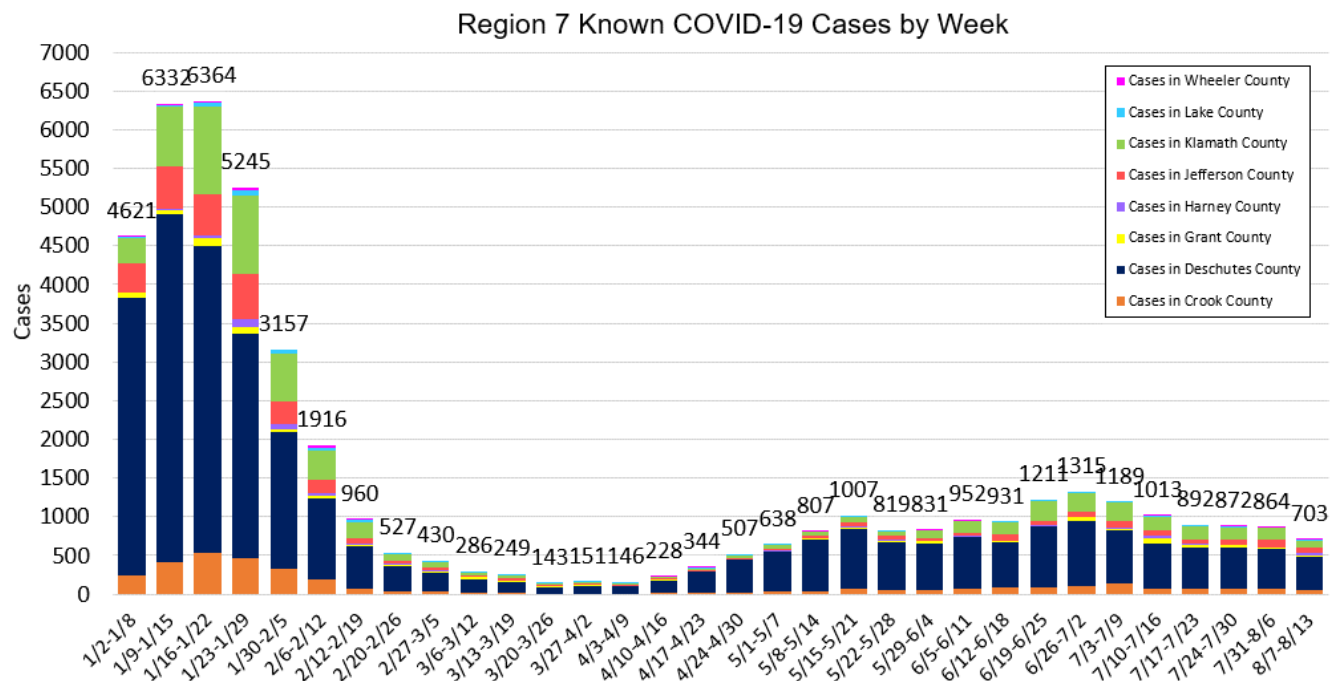
This table shows data based on the date a case first became identified as a case, which is the date Oregon Health Authority (OHA) uses for school metrics, public health indicator metrics, and other tracking purposes. This date differs from the date OHA reports a case publicly in news releases.

[\(Click here for source: Oregon Health Authority Situation in Oregon\)](#)

COVID-19 Cases Statewide, Nationwide, and Worldwide

- As of today, Oregon Health Authority reported that the total/cumulative number of known COVID-19 cases statewide in Oregon is 870,690 and the total/cumulative number of new COVID-19 related deaths reported in Oregon is 8,342.
- CDC reports there are >93.2 million cases of COVID-19 in the United States.
- Worldwide case counts are >591.6 million.

The graph below shows the number of COVID-19 cases from Crook, Deschutes, Grant, Harney, Jefferson, Klamath, Lake, and Wheeler County each calendar week beginning the first full week of 2022.



This graph shows data based on the date a case first became identified as a case. Data for this week is not yet shown. This graph will be updated to show the number of COVID-19 cases identified each week in Region 7.

COVID-19 Related Deaths in Region 7

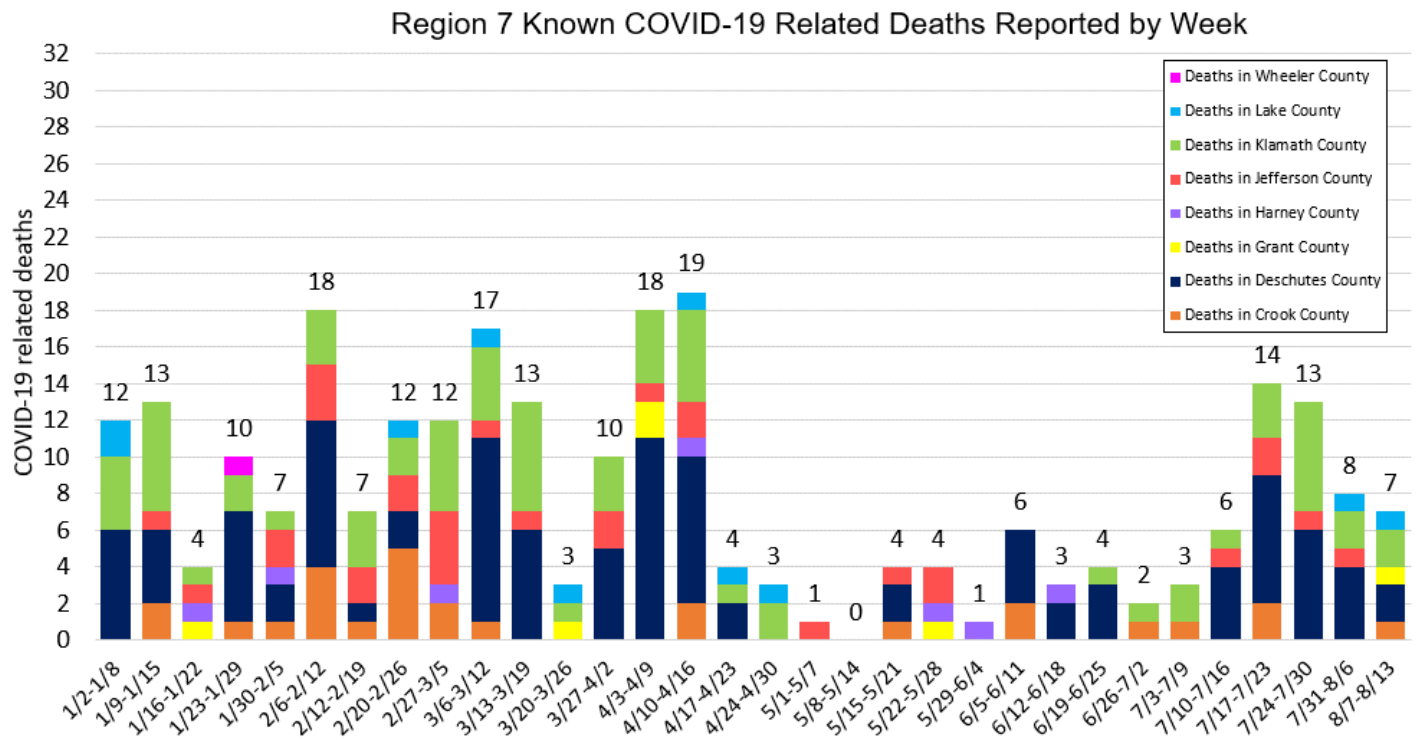
Region 7 Reported COVID-19 Related Deaths by County

County	Cumulative (reported as of 8/19/22)
Crook	89
Deschutes	323
Grant	23
Harney	41
Jefferson	101
Klamath	241
Lake	31
Wheeler	3

This table shows data based on the date OHA first reports a death publicly as a COVID-19 related death in news releases, which is the date Oregon Health Authority (OHA) uses for tracking purposes. This date differs from the date of death. The reporting of COVID-19 related deaths to OHA may experience delays for various reasons.

[\(Click here for source: Oregon Health Authority Situation in Oregon\)](#)

The graph below shows the number of COVID-19 related deaths from Crook, Deschutes, Grant, Harney, Jefferson, Klamath, Lake, and Wheeler County each calendar week beginning the first full week of 2022.



This graph shows data based on the date OHA first reports a death publicly as a COVID-19 related death in news releases. Data for this week is not yet shown. This graph will be updated to show the number of COVID-19 related deaths identified each week in Region 7.

Oregon Health Authority COVID-19 Reports


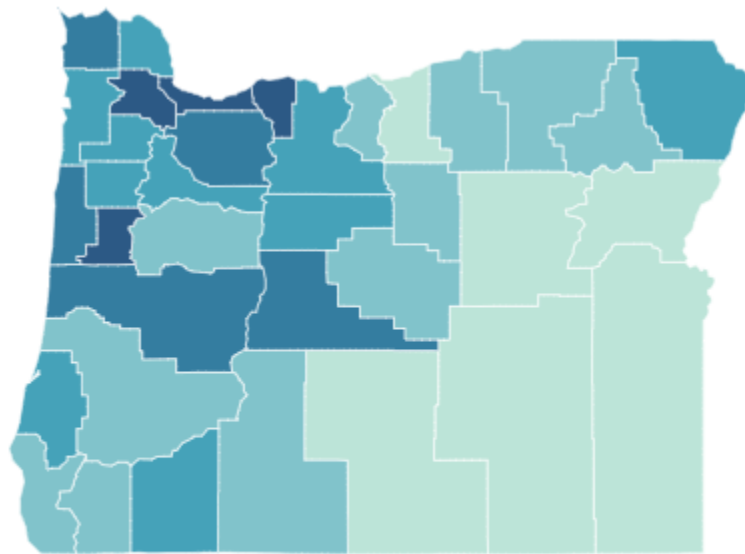
- The Oregon Health Authority released its latest [Biweekly COVID-19 Data Report](#).

For the weeks of Monday, July 10 through Sunday, July 23, OHA recorded a 13.3% decrease from the previous two week period new cases count. New hospitalizations have decreased 30% from the previous two week period. Case numbers are assumed to be an undercount of the actual number of cases, given that many people are not getting tested or are using at-home tests and not reporting results.

- The Oregon Health Authority released its latest [COVID-19 Breakthrough Report](#).

For the month of July, OHA recorded 46.5% vaccine breakthrough cases. Please note that not all information about a case's vaccination status may be available at the time of the publication of this report and may be updated later.

COVID-19 Vaccination Trends



County	Series in Progress	Series Complete	Total People	Total per 10,000
Crook	912	12,659	13,571	5,326
Deschutes	11,440	138,396	149,836	7,367
Grant	238	3,171	3,409	4,718
Harney	279	3,337	3,616	4,798
Jefferson	1,118	13,947	15,065	6,053
Klamath	2,928	33,745	36,673	5,252
Lake	248	3,075	3,323	4,064
Wheeler	41	742	783	5,378

Vaccination data is as of Monday 8/15/22, 12:01AM Pacific Time. For more information, visit the [OHA COVID-19 Vaccination Trends dashboard](#). Population totals for rates per 10,000 have been updated to reflect 2021 Portland State University population totals as of 6/30/2022.

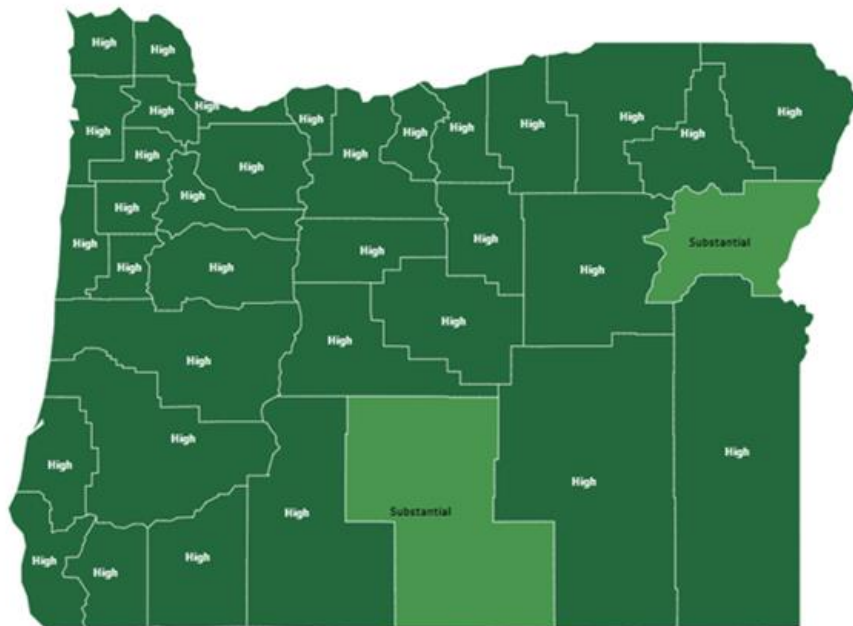
Oregon's COVID-19 Community Spread

Oregon's public health officials and the CDC have developed evidenced-based metrics to track COVID-19 community spread. The indicators are determined by case rates and test positivity in the previous week. If the two indicators suggest different transmission levels, the higher level is selected.

Statewide

For the week of **8/7/2022**, there were **139.8** cases per 100k residents and **11.4%** test positivity statewide

Hover over a county for more information

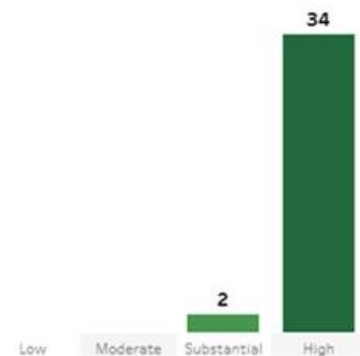


Community Transmission

- High
- Substantial

Counties by Level of Community Transmission

Select a bar to highlight the counties in that level of community transmission.



Indicators

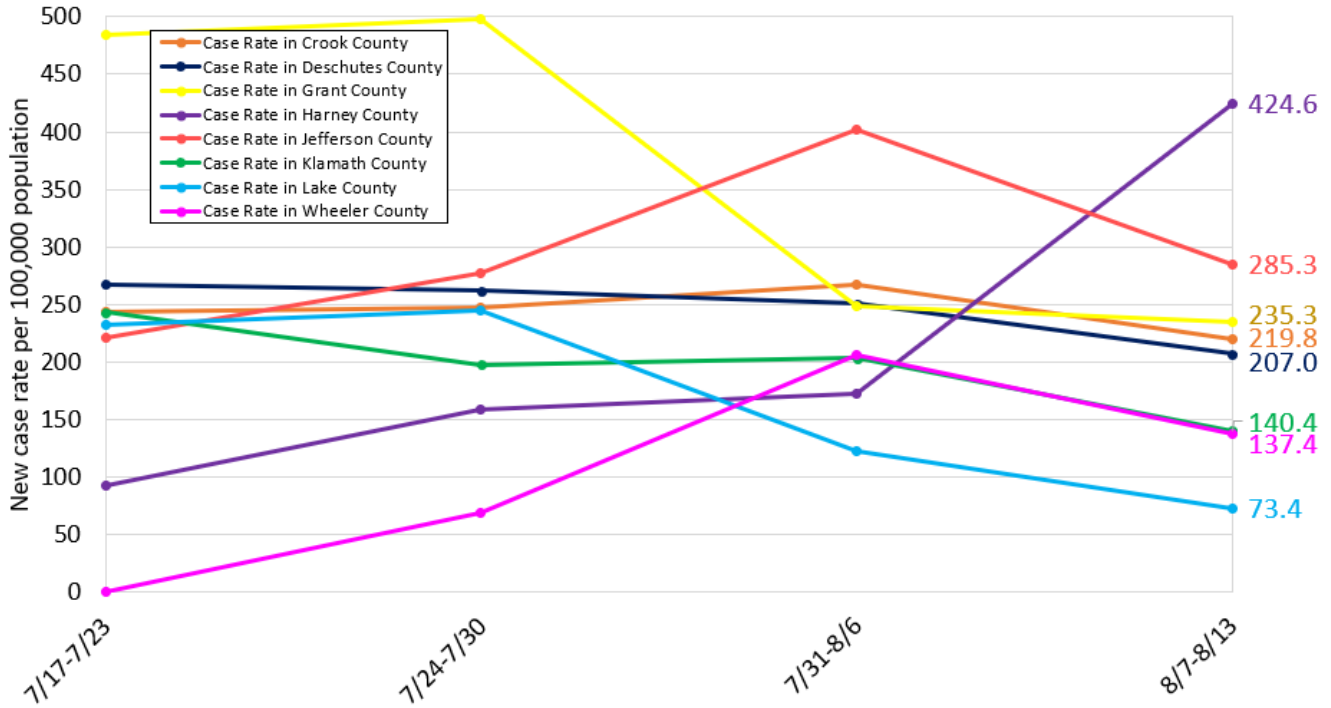
Indicators	Low Transmission	Moderate Transmission	Substantial Transmission	High Transmission
Total new cases per 100,000 persons in the past 7 days	<10.0	10.0 to <50.0	50.0 to <100.0	≥100.0
Percentage of test positivity over 14 days	<5.0%	5.0% to <8.0%	8.0% to <10.0%	≥10.0%

Visit the [COVID-19 Community Transmission dashboard](#) for more information, click on Download Data at the top right of the webpage to view by county data that is used to measure transmission level metrics.

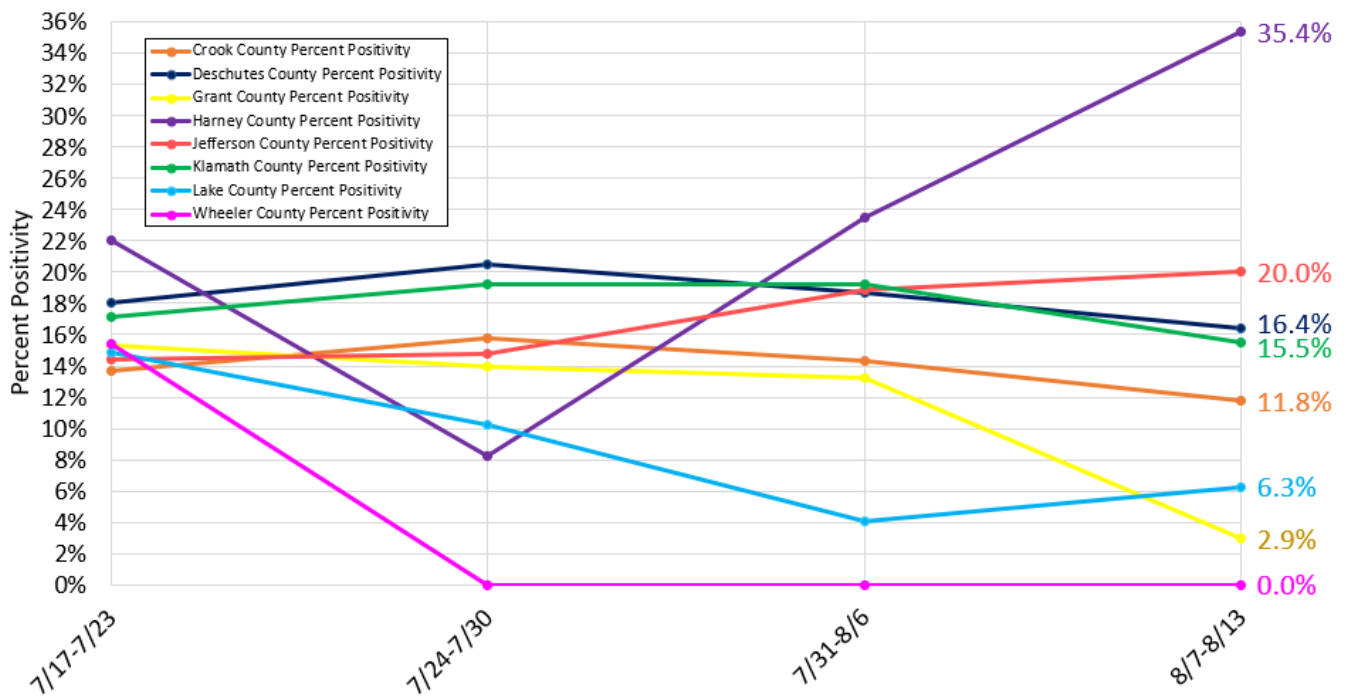
COVID-19 School Advisory Metrics Data

More details about school reopening planning can be found on the [ODE's Ready Schools, Safe Learners information page](#).

Region 7 Large County Weekly Case Rate per 100,000 Population



Region 7 Weekly Percent Positivity



For more local information and resources:

- For school information:
 - Visit the [Ready Schools, Safe Learners page for general information](#)
 - Visit the [current community COVID metrics page for Ready Schools, Safe Learners](#). To learn more about these metrics and benchmarks, [click here](#).
- County web resources for COVID-19:
 - Visit the [Crook County Public Health COVID-19 Information Page](#)
 - Visit the [Deschutes County COVID-19 Information Page](#)
 - Visit the [Grant County COVID-19 Information Page](#)
 - Visit the [Harney County Health Department COVID-19 Information Page](#)
 - Visit the [Jefferson County Public Health COVID-19 Information Page](#)
 - Visit the [Klamath County Public Health COVID-19 Information Page](#)
 - Visit the [Lake County COVID-19 Information Page](#)
 - Visit the [Wheeler County COVID-19 Information Page](#)
- Telephone resources:
 - Call the Oregon phone line for COVID-19 information at **2-1-1**
 - Call the OHSU phone line for seek guidance about symptoms and care for COVID-19 at **833-647-8222**. The hotline is open 8am-8pm, 7 days a week.
 - If you are 55 or older and feeling isolated or just want to have a friendly conversation, please call the [Senior Loneliness Line](#) at **503-200-1633**
 - If you are a teen and feeling lonely or anxious, you can call, text, or chat with other teens to talk about anything and everything. Call [YouthLine](#) at **877-968-8491** or text 'teen2teen' to **839863**, the helpline is open 4pm-10pm daily.

Region 7 Public Health Response

Crook, Deschutes, Grant, Harney, Jefferson, Klamath, Lake, and Wheeler County Public Health Departments regularly manage communicable disease outbreaks, and we are prepared to investigate and respond. When a case of COVID-19 is identified in our community, Public Health Professionals work on [contact tracing](#) to identify and notify individuals who might have been exposed.

We began preparing for local impacts of COVID-19 and regularly meeting with healthcare partners, Oregon Health Authority, and CDC in January 2020.

We continue to work closely with local schools, healthcare providers, emergency services, cities, businesses, and others to coordinate efforts and to share the most up-to-date information.

This situation update was compiled by the Crook, Deschutes, Grant, Harney, Jefferson, Klamath, Lake, and Wheeler County Health Departments. It will be updated with state, national, and worldwide situation data and sent every week.