

Central Eastern Southern Oregon

Region 7 COVID-19 Situation Update

July 1, 2022

COVID-19 Updates as of Today:

Data as of 7/1/22, 12:01AM Pacific Time

Region 7 COVID-19 Cases:

- 6,690 in Crook County (*increased by 124 since last Friday*)
- 52,730 in Deschutes County (*increased by 858 since last Friday*)
- 1,825 in Grant County (*increased by 43 since last Friday*)
- 1,680 in Harney County (*increased by 9 since last Friday*)
- 7,715 in Jefferson County (*increased by 82 since last Friday*)
- 15,260 in Klamath County (*increased by 253 since last Friday*)
- 1,476 in Lake County (*increased by 6 since last Friday*)
- 254 in Wheeler County (*remained the same since last Friday*)

Region 7 COVID-19 Deaths:

- 83 in Crook County
 - 297 in Deschutes County
 - 22 in Grant County
 - 41 in Harney County
 - 95 in Jefferson County
 - 224 in Klamath County
 - 29 in Lake County
 - 3 in Wheeler County
- **Since last Friday**, Oregon Health Authority reported that the total/cumulative number of known COVID-19 cases statewide increased by 10,954, bringing the total in Oregon to 813,051. There were 35 new COVID-19 deaths reported, bringing the total number of COVID-19 deaths in Oregon to 7,818.
 - CDC reports there are >87.4 million cases of COVID-19 in the United States.
 - Worldwide case counts are >545.2 million.

COVID-19 Highlights and Updates

- The Oregon Health Authority released its latest [Biweekly COVID-19 Data Report](#). For the weeks of Monday, June 12 through Sunday, June 25, OHA recorded a 2.8% decrease from the previous two week period new cases count. New hospitalizations have decreased 29% from the previous two week period.

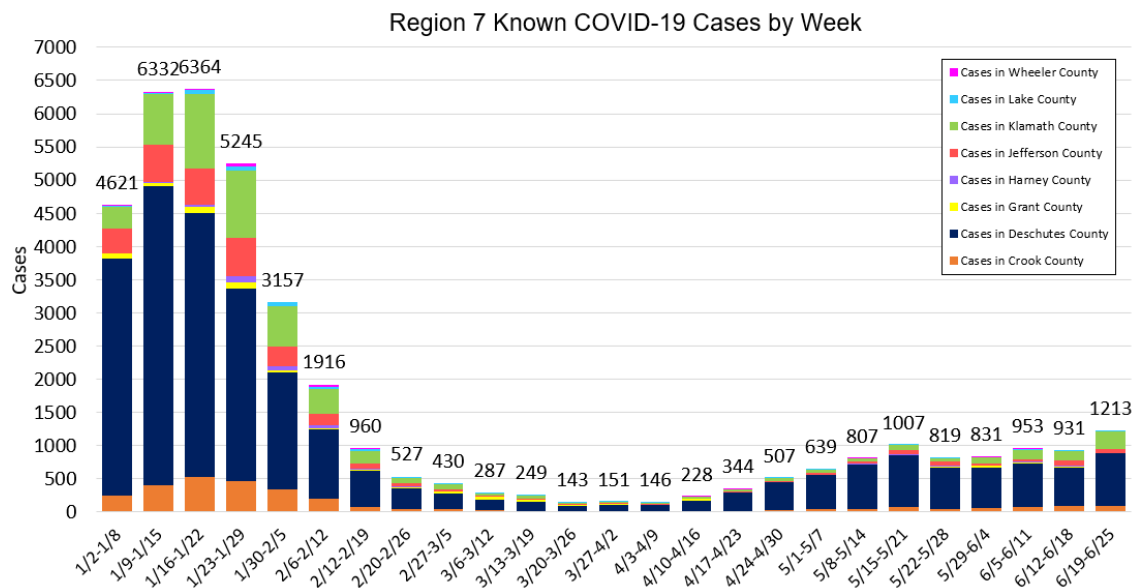
- The Oregon Health Authority released its latest [COVID-19 Breakthrough Report](#). For the month of May, OHA recorded 52.4% vaccine breakthrough cases. Please note that not all information about a case's vaccination status may be available at the time of the publication of this report and may be updated later.

COVID-19 Situation in Region 7

[\(Click here for source: Oregon Health Authority Situation in Oregon\)](#)

The graph below shows the number of COVID-19 cases from Crook, Deschutes, Grant, Harney, Jefferson, Klamath, Lake, and Wheeler County each calendar week beginning the week of 7/4/21-7/10/21 (capturing the first weeks of the Delta variant surge).

Data for this week is not yet shown. This graph will be updated **weekly** to show the number of COVID-19 cases identified each week in Region 7.

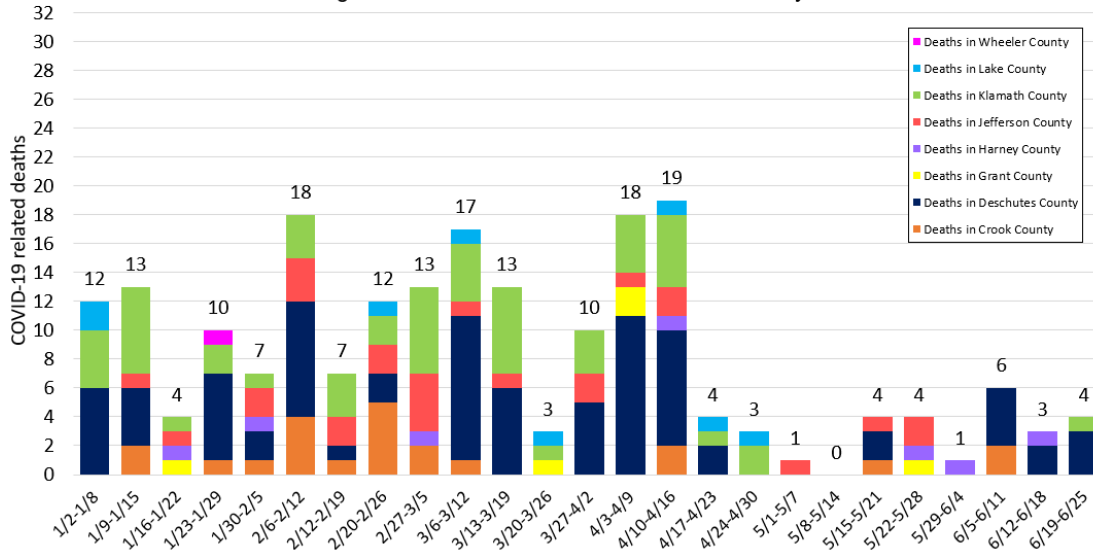


This graph shows data based on the date a case first became identified as a case, which is the date Oregon Health Authority (OHA) uses for school metrics, public health indicator metrics, and other tracking purposes. This date differs from the date OHA reports a case publicly in news releases.

This graph shows data based on the date a case first became identified as a case, which is the date Oregon Health Authority (OHA) uses for school metrics, public health indicator metrics, and other tracking purposes. This date differs from the date OHA reports a case publicly in news releases.

The graph below shows the number of COVID-19 related deaths from Crook, Deschutes, Grant, Harney, Jefferson, Klamath, Lake, and Wheeler County each calendar week beginning the week of 7/4/21-7/10/21 (capturing the first weeks of the Delta variant surge).

Region 7 Known COVID-19 Related Deaths by Week



Data for this week is not yet shown. This graph will be updated **weekly** to show the number of COVID-19 related deaths identified each week in Region 7.

This graph shows data based on the date OHA first reports a death publicly as a COVID-19 related death in news releases, which is the date Oregon Health Authority (OHA) uses for tracking purposes. This date differs from the date of death. The reporting of COVID-19 related deaths to OHA may experience delays for various reasons.

COVID-19 Vaccination Trends

County	Series in Progress	Series Complete	Total People	Total per 10,000
Crook	887	12,587	13,474	5,288
Deschutes	10,888	137,281	148,169	7,285
Grant	235	3,159	3,394	4,697
Harney	278	3,307	3,585	4,757
Jefferson	1,091	13,850	14,941	6,003
Klamath	2,871	33,606	36,477	5,224
Lake	242	3,064	3,306	4,043
Wheeler	40	737	777	5,337

Vaccination data is as of Monday 6/27/22, 12:01AM Pacific Time. For more information, visit the [OHA COVID-19 Vaccination Trends dashboard](#). Population totals for rates per 10,000 have been updated to reflect 2021 Portland State University population totals as of 6/30/2022.

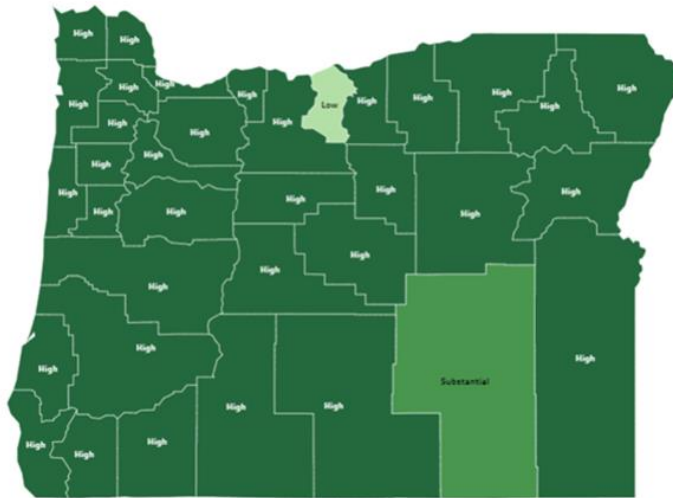
Oregon's COVID-19 Community Spread

Oregon' public health officials and the CDC have developed evidenced-based metrics to track COVID-19 community spread. The indicators are determined by case rates and test positivity in the previous week. If the two indicators suggest different transmission levels, the higher level is selected.

Statewide

For the week of 6/19/2022, there were 259.9 cases per 100k residents and 14.8% test positivity statewide

Hover over a county for more information

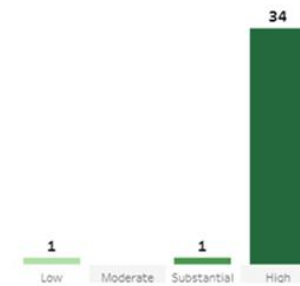


Community Transmission

- High
- Substantial
- Low

Counties by Level of Community Transmission

Select a bar to highlight the counties in that level of community transmission.



Indicators

Total new cases per 100,000 persons in the past 7 days

Percentage of test positivity over 14 days

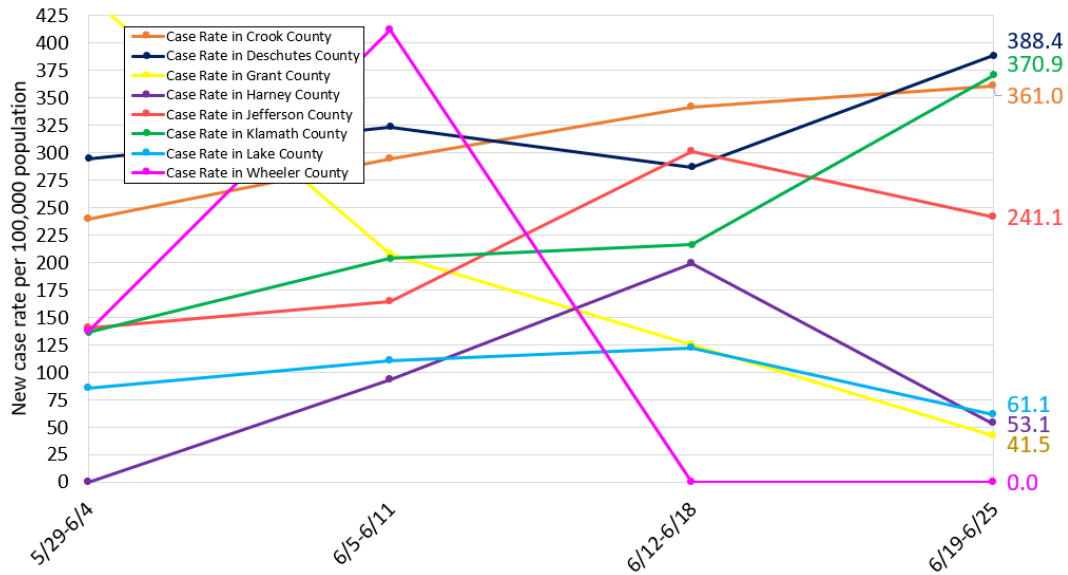
	Low Transmission	Moderate Transmission	Substantial Transmission	High Transmission
Total new cases per 100,000 persons in the past 7 days	<10.0	10.0 to <50.0	50.0 to <100.0	≥100.0
Percentage of test positivity over 14 days	<5.0%	5.0% to <8.0%	8.0% to <10.0%	≥10.0%

COVID-19 School Advisory Metrics Data

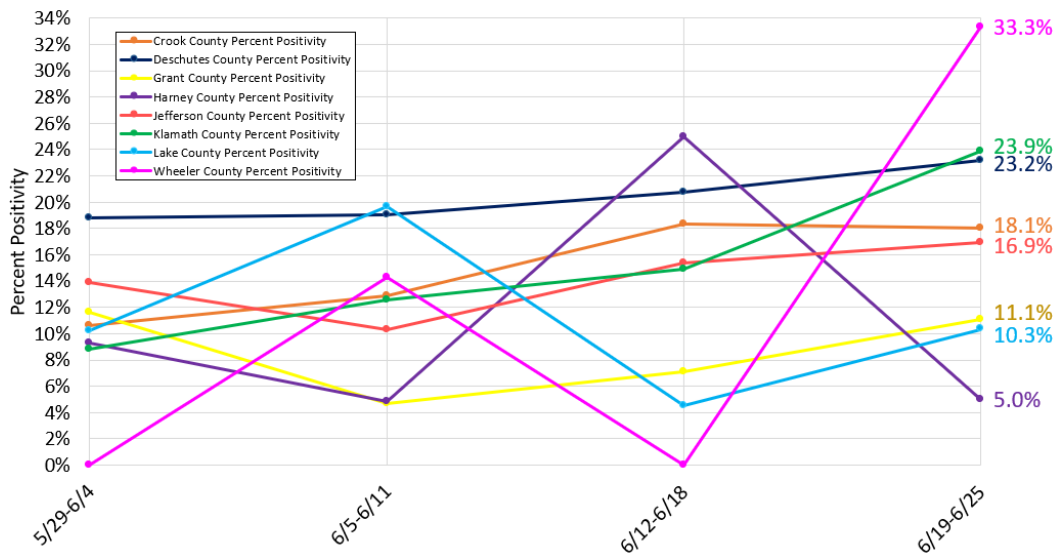
The rescinding the Governor's executive orders on 6/30/21 for K-12 schools, higher education, and childcare means a shift to a more traditional, local decision-making model for communities when it comes to serving the health and safety needs of students and children. Schools will still be expected to comply with longstanding regulations around the control of infectious diseases, and to have a communicable disease management plan.

More details about school reopening planning can be found on the [ODE's Ready Schools, Safe Learners information page](#).

Region 7 Weekly Case Rate per 100,000 Population



Region 7 Weekly Test Positivity



For more local information and resources:

- For school information:
 - Visit the [Ready Schools, Safe Learners page for general information](#)
 - Visit the [current community COVID metrics page for Ready Schools, Safe Learners](#). To learn more about these metrics and benchmarks, [click here](#).
- County web resources for COVID-19:
 - Visit the [Crook County Public Health COVID-19 Information Page](#)
 - Visit the [Deschutes County COVID-19 Information Page](#)
 - Visit the [Grant County COVID-19 Information Page](#)
 - Visit the [Harney County Health Department COVID-19 Information Page](#)
 - Visit the [Jefferson County Public Health COVID-19 Information Page](#)
 - Visit the [Klamath County Public Health COVID-19 Information Page](#)
 - Visit the [Lake County COVID-19 Information Page](#)

- Visit the [Wheeler County COVID-19 Information Page](#)
- Telephone resources:
 - Call the Oregon phone line for COVID-19 information at **2-1-1**
 - Call the OHSU phone line for seek guidance about symptoms and care for COVID-19 at **833-647-8222**. The hotline is open 8am-8pm, 7 days a week.
 - If you are 55 or older and feeling isolated or just want to have a friendly conversation, please call the [Senior Loneliness Line](#) at **503-200-1633**
 - If you are a teen and feeling lonely or anxious, you can call, text, or chat with other teens to talk about anything and everything. Call [YouthLine](#) at **877-968-8491** or text 'teen2teen' to **839863**, the helpline is open 4pm-10pm daily.

Region 7 Public Health Response

Crook, Deschutes, Grant, Harney, Jefferson, Klamath, Lake, and Wheeler County Public Health Departments regularly manage communicable disease outbreaks, and we are prepared to investigate and respond. When a case of COVID-19 is identified in our community, Public Health Professionals work on [contact tracing](#) to identify and notify individuals who might have been exposed.

We began preparing for local impacts of COVID-19 and regularly meeting with healthcare partners, Oregon Health Authority, and CDC in January 2020.

We continue to work closely with local schools, healthcare providers, emergency services, cities, businesses, and others to coordinate efforts and to share the most up-to-date information.

This situation update was compiled by the Crook, Deschutes, Grant, Harney, Jefferson, Klamath, Lake, and Wheeler County Health Departments. It will be updated with state, national, and worldwide situation data and sent every week.