

Central Eastern Southern Oregon

Region 7 COVID-19 Situation Update

April 29, 2022

COVID-19 Updates as of Today:

Data as of 4/29/22, 12:01AM Pacific Time

Region 7 COVID-19 Cases:

- 6,086 in Crook County (*increased by 25 since last Friday*)
- 46,758 in Deschutes County (*increased by 389 since last Friday*)
- 1,694 in Grant County (*remained the same since last Friday*)
- 1,606 in Harney County (*increased by 1 since last Friday*)
- 7,256 in Jefferson County (*increased by 19 since last Friday*)
- 14,203 in Klamath County (*increased by 36 since last Friday*)
- 1,419 in Lake County (*increased by 2 since last Friday*)
- 244 in Wheeler County (*remained the same since last Friday*)

Region 7 COVID-19 Deaths:

- 79 in Crook County
- 286 in Deschutes County
- 21 in Grant County
- 38 in Harney County
- 91 in Jefferson County
- 222 in Klamath County
- 29 in Lake County
- 3 in Wheeler County
- **Since last Friday**, Oregon Health Authority reported that the total/cumulative number of known COVID-19 cases statewide increased by 7,012, bringing the total in Oregon to 721,311 . There were 25 new COVID-19 deaths reported, bringing the total number of COVID-19 deaths in Oregon to 7,502.
- CDC reports there are >81.0 million cases of COVID-19 in the United States.
- Worldwide case counts are >510.2 million.

COVID-19 Highlights and Updates

- The Oregon Health Authority released its latest [Biweekly COVID-19 Data Report](#). For the week of Monday, April 4 through Sunday, April 17, OHA recorded a 76% increase from the previous two week period new cases count. New hospitalizations have increased 0.8% from the previous two week period.

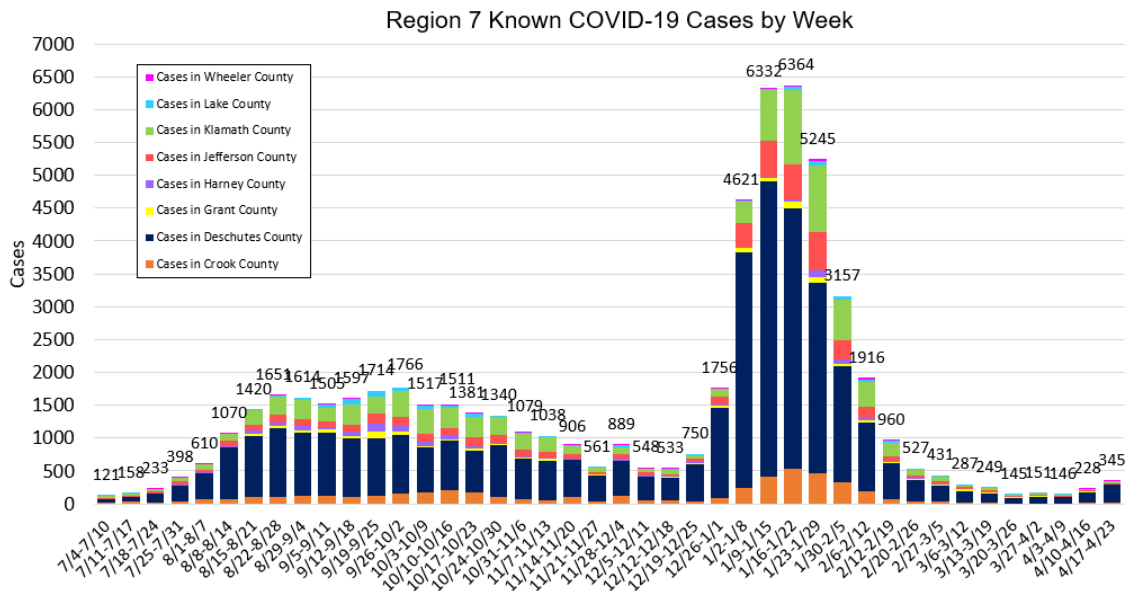
- The Oregon Health Authority released its latest [COVID-19 Breakthrough Report](#). For the week of Sunday March 27 through Saturday, April 2, OHA recorded 47.2% vaccine breakthrough cases. Please note that not all information about a case's vaccination status may be available at the time of the publication of this report and may be updated later for the week in question.

COVID-19 Situation in Region 7

[\(Click here for source: Oregon Health Authority Situation in Oregon\)](#)

The graph below shows the number of COVID-19 cases from Crook, Deschutes, Grant, Harney, Jefferson, Klamath, Lake, and Wheeler County each calendar week beginning the week of 7/4/21-7/10/21 (capturing the first weeks of the Delta variant surge).

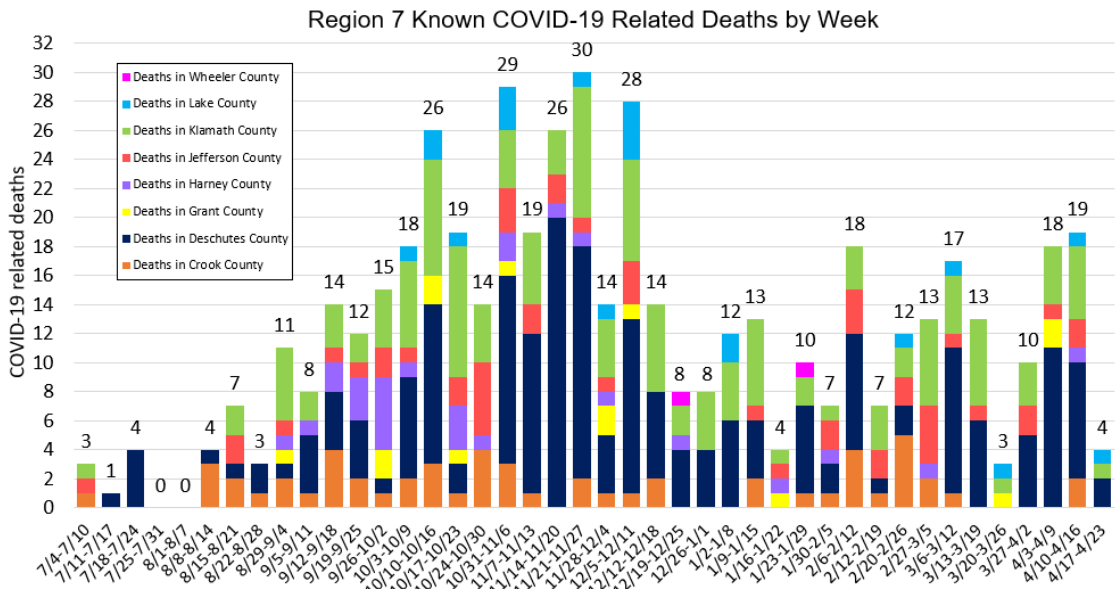
Data for this week is not yet shown. This graph will be updated **weekly** to show the number of COVID-19 cases identified each week in Region 7.



This graph shows data based on the date a case first became identified as a case, which is the date Oregon Health Authority (OHA) uses for school metrics, public health indicator metrics, and other tracking purposes. This date differs from the date OHA reports a case publicly in news releases.

This graph shows data based on the date a case first became identified as a case, which is the date Oregon Health Authority (OHA) uses for school metrics, public health indicator metrics, and other tracking purposes. This date differs from the date OHA reports a case publicly in news releases.

The graph below shows the number of COVID-19 related deaths from Crook, Deschutes, Grant, Harney, Jefferson, Klamath, Lake, and Wheeler County each calendar week beginning the week of 7/4/21-7/10/21 (capturing the first weeks of the Delta variant surge).



Data for this week is not yet shown. This graph will be updated **weekly** to show the number of COVID-19 related deaths identified each week in Region 7.

This graph shows data based on the date OHA first reports a death publicly as a COVID-19 related death in news releases, which is the date Oregon Health Authority (OHA) uses for tracking purposes. This date differs from the date of death. The reporting of COVID-19 related deaths to OHA may experience delays for various reasons.

COVID-19 Vaccination Trends

County	Series in Progress	Series Complete	Total People	Total per 10,000
Crook	890	12,458	13,348	5,695
Deschutes	11,017	135,855	146,872	7,455
Grant	239	3,133	3,372	4,610
Harney	286	3,285	3,571	4,905
Jefferson	1,110	13,662	14,772	6,128
Klamath	2,890	33,317	36,207	5,319
Lake	253	3,039	3,292	4,077
Wheeler	39	729	768	5,333

Vaccination data is as of Monday 4/25/22, 12:01AM Pacific Time. For more information, visit the [OHA COVID-19 Vaccination Trends dashboard](#).

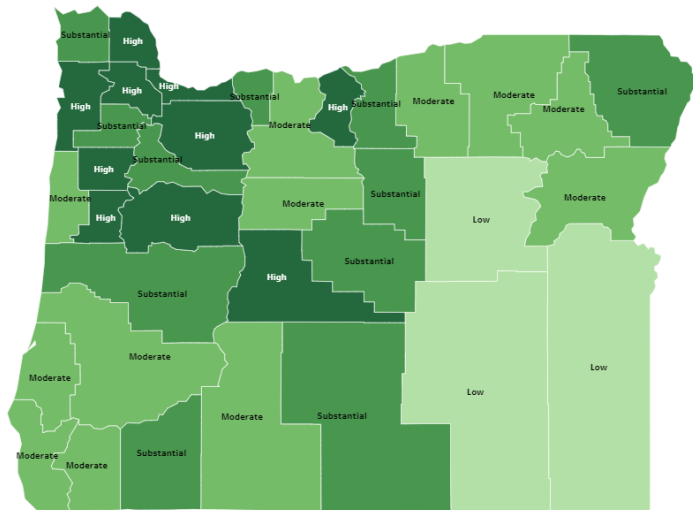
Oregon's COVID-19 Community Spread

Oregon' public health officials and the CDC have developed evidenced-based metrics to track COVID-19 community spread. The indicators are determined by case rates and test positivity in the previous week. If the two indicators suggest different transmission levels, the higher level is selected.

Statewide

For the week of 4/17/2022, there were **123.9** cases per 100k residents and **6.9%** test positivity statewide

Hover over a county for more information

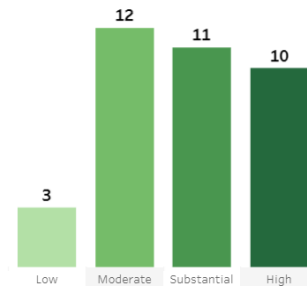


Community Transmission

- High
- Substantial
- Moderate
- Low

Counties by Level of Community Transmission

Select a bar to highlight the counties in that level of community transmission.



Indicators

Total new cases per 100,000 persons in the past 7 days

Percentage of test positivity over 14 days

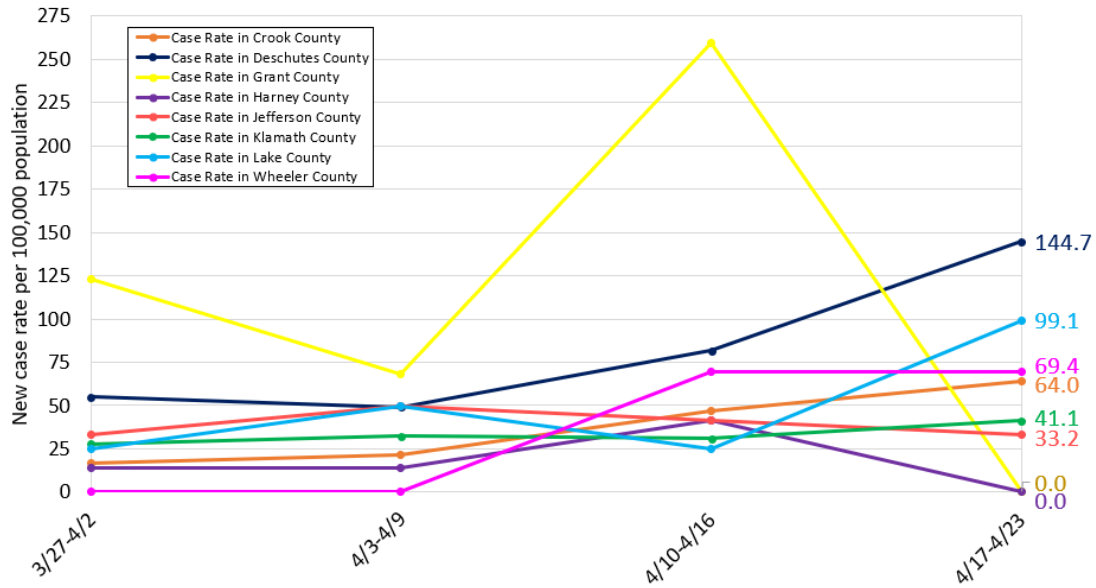
	Low Transmission	Moderate Transmission	Substantial Transmission	High Transmission
Total new cases per 100,000 persons in the past 7 days	<10.0	10.0 to <50.0	50.0 to <100.0	≥100.0
Percentage of test positivity over 14 days	<5.0%	5.0% to <8.0%	8.0% to <10.0%	≥10.0%

COVID-19 School Advisory Metrics Data

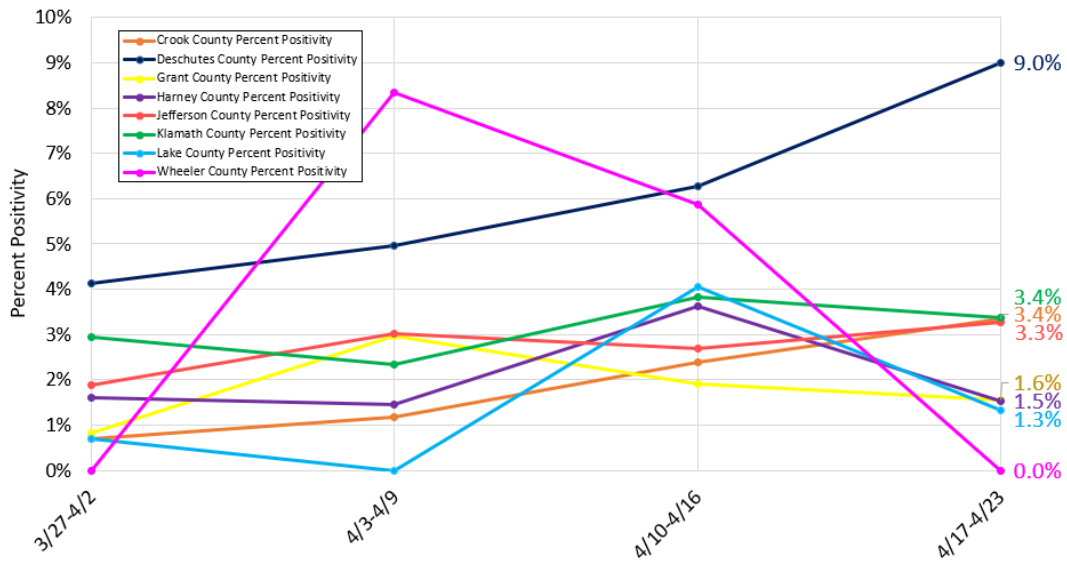
The rescinding the Governor's executive orders on 6/30/21 for K-12 schools, higher education, and childcare means a shift to a more traditional, local decision-making model for communities when it comes to serving the health and safety needs of students and children. Schools will still be expected to comply with longstanding regulations around the control of infectious diseases, and to have a communicable disease management plan.

More details about school reopening planning can be found can be found on the [ODE's Ready Schools, Safe Learners information page](#).

Region 7 Weekly Case Rate per 100,000 Population



Region 7 Weekly Test Positivity



For more local information and resources:

- For school information:
 - Visit the [Ready Schools, Safe Learners page for general information](#)
 - Visit the [current community COVID metrics page for Ready Schools, Safe Learners](#). To learn more about these metrics and benchmarks, [click here](#).
- County web resources for COVID-19:
 - Visit the [Crook County Public Health COVID-19 Information Page](#)
 - Visit the [Deschutes County COVID-19 Information Page](#)
 - Visit the [Grant County COVID-19 Information Page](#)
 - Visit the [Harney County Health Department COVID-19 Information Page](#)
 - Visit the [Jefferson County Public Health COVID-19 Information Page](#)
 - Visit the [Klamath County Public Health COVID-19 Information Page](#)
 - Visit the [Lake County COVID-19 Information Page](#)

- Visit the [Wheeler County COVID-19 Information Page](#)
- Telephone resources:
 - Call the Oregon phone line for COVID-19 information at **2-1-1**
 - Call the OHSU phone line for seek guidance about symptoms and care for COVID-19 at **833-647-8222**. The hotline is open 8am-8pm, 7 days a week.
 - If you are 55 or older and feeling isolated or just want to have a friendly conversation, please call the [Senior Loneliness Line](#) at **503-200-1633**
 - If you are a teen and feeling lonely or anxious, you can call, text, or chat with other teens to talk about anything and everything. Call [YouthLine](#) at **877-968-8491** or text 'teen2teen' to **839863**, the helpline is open 4pm-10pm daily.

Region 7 Public Health Response

Crook, Deschutes, Grant, Harney, Jefferson, Klamath, Lake, and Wheeler County Public Health Departments regularly manage communicable disease outbreaks, and we are prepared to investigate and respond. When a case of COVID-19 is identified in our community, Public Health Professionals work on [contact tracing](#) to identify and notify individuals who might have been exposed.

We began preparing for local impacts of COVID-19 and regularly meeting with healthcare partners, Oregon Health Authority, and CDC in January 2020.

We continue to work closely with local schools, healthcare providers, emergency services, cities, businesses, and others to coordinate efforts and to share the most up-to-date information.

This situation update was compiled by the Crook, Deschutes, Grant, Harney, Jefferson, Klamath, Lake, and Wheeler County Health Departments. It will be updated with state, national, and worldwide situation data and sent every week.