

# Central Eastern Southern Oregon

## Region 7 COVID-19 Situation Update

March 10, 2022

### COVID-19 Updates as of Today:

Data as of 3/10/22, 12:01AM Pacific Time

#### Region 7 COVID-19 Cases:

- 6,014 in Crook County (*increased by 19 since last Friday*)
- 45,501 in Deschutes County (*increased by 128 since last Friday*)
- 1,603 in Grant County (*increased by 31 since last Friday*)
- 1,593 in Harney County (*increased by 4 since last Friday*)
- 7,177 in Jefferson County (*increased by 18 since last Friday*)
- 14,009 in Klamath County (*increased by 27 since last Friday*)
- 1,387 in Lake County (*increased by 3 since last Friday*)
- 243 in Wheeler County (*remained the same since last Friday*)

#### Region 7 COVID-19 Deaths:

- 77 in Crook County
- 254 in Deschutes County
- 18 in Grant County
- 37 in Harney County
- 84 in Jefferson County
- 200 in Klamath County
- 25 in Lake County
- 3 in Wheeler County
- **Since last Friday**, Oregon Health Authority reported that the total/cumulative number of known COVID-19 cases statewide increased by 2,416, bringing the total in Oregon to 698,982 . There were 137 new COVID-19 deaths reported, bringing the total number of COVID-19 deaths in Oregon to 6,854.
- CDC reports there are >79.2 million cases of COVID-19 in the United States.
- Worldwide case counts are >450.2 million.

---

### COVID-19 Highlights and Updates

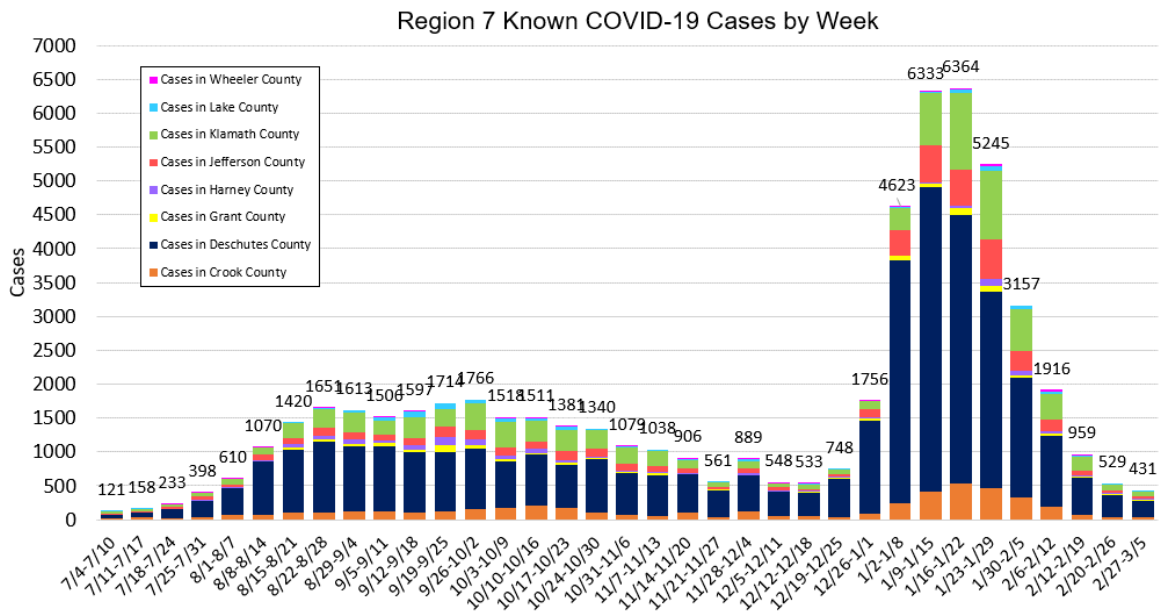
- The Oregon Health Authority released its [COVID-19 Weekly Report](#). For the week of Monday, February 28 through Sunday, March 6, OHA recorded an 28% decrease from the previous week's daily new cases count. New hospitalizations have decreased 35% from the previous week.

## COVID-19 Situation in Region 7

[\(Click here for source: Oregon Health Authority Situation in Oregon\)](#)

The graph below shows the number of COVID-19 cases from Crook, Deschutes, Grant, Harney, Jefferson, Klamath, Lake, and Wheeler County each calendar week beginning the week of 7/4/21-7/10/21 (capturing the first weeks of the Delta variant surge).

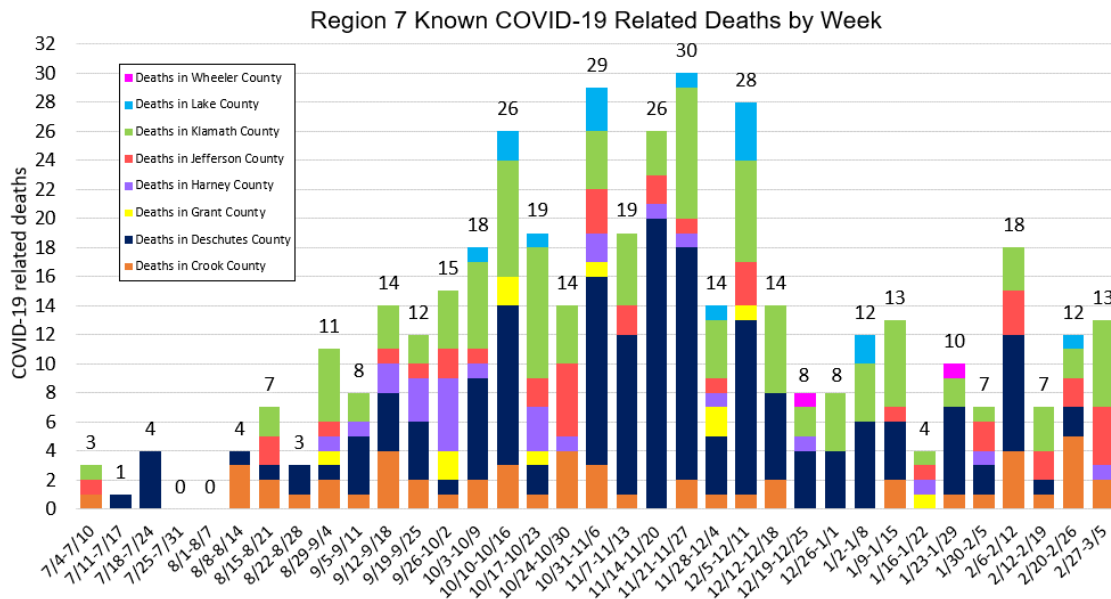
Data for this week is not yet shown. This graph will be updated **weekly** to show the number of COVID-19 cases identified each week in Region 7.



This graph shows data based on the date a case first became identified as a case, which is the date Oregon Health Authority (OHA) uses for school metrics, public health indicator metrics, and other tracking purposes. This date differs from the date OHA reports a case publicly in news releases.

The graph below shows the number of COVID-19 related deaths from Crook, Deschutes, Grant, Harney, Jefferson, Klamath, Lake, and Wheeler County each calendar week beginning the week of 7/4/21-7/10/21 (capturing the first weeks of the Delta variant surge).

Data for this week is not yet shown. This graph will be updated **weekly** to show the number of COVID-19 related deaths identified each week in Region 7.



This graph shows data based on the date OHA first reports a death publicly as a COVID-19 related death in news releases, which is the date Oregon Health Authority (OHA) uses for tracking purposes. This date differs from the date of death. The reporting of COVID-19 related deaths to OHA may experience delays for various reasons.

## COVID-19 Vaccination Trends

County	Series in Progress	Series Complete	Total People	Total per 10,000
Crook	896	12,353	13,249	5,652
Deschutes	11,152	134,763	145,915	7,406
Grant	234	3,130	3,364	4,599
Harney	289	3,268	3,557	4,886
Jefferson	1,153	13,521	14,674	6,088
Klamath	2,930	33,050	35,980	5,285
Lake	248	3,026	3,274	4,054
Wheeler	38	724	762	5,292

Vaccination data is as of 3/10/22, 12:01AM Pacific Time. For more information, visit the [OHA COVID-19 Vaccination Trends dashboard](#).

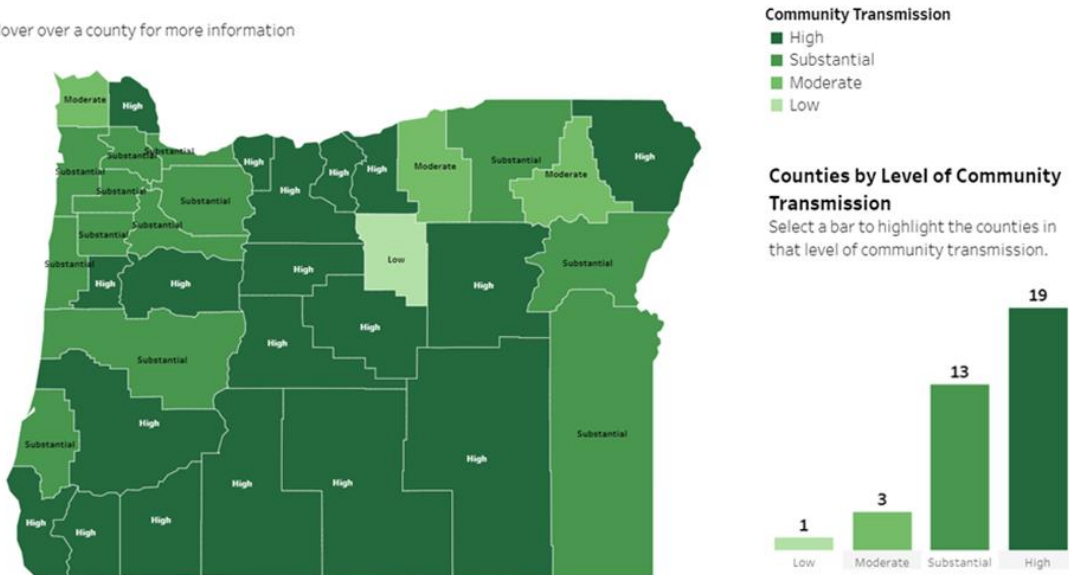
## Oregon's COVID-19 Community Spread

Oregon's public health officials and the CDC have developed evidenced-based metrics to track COVID-19 community spread. The indicators are determined by case rates and test positivity in the previous week. If the two indicators suggest different transmission levels, the higher level is selected.

**Statewide**

For the week of 2/27/2022, there were **96.2** cases per 100k residents and **4.4%** test positivity statewide

Hover over a county for more information



**Indicators**

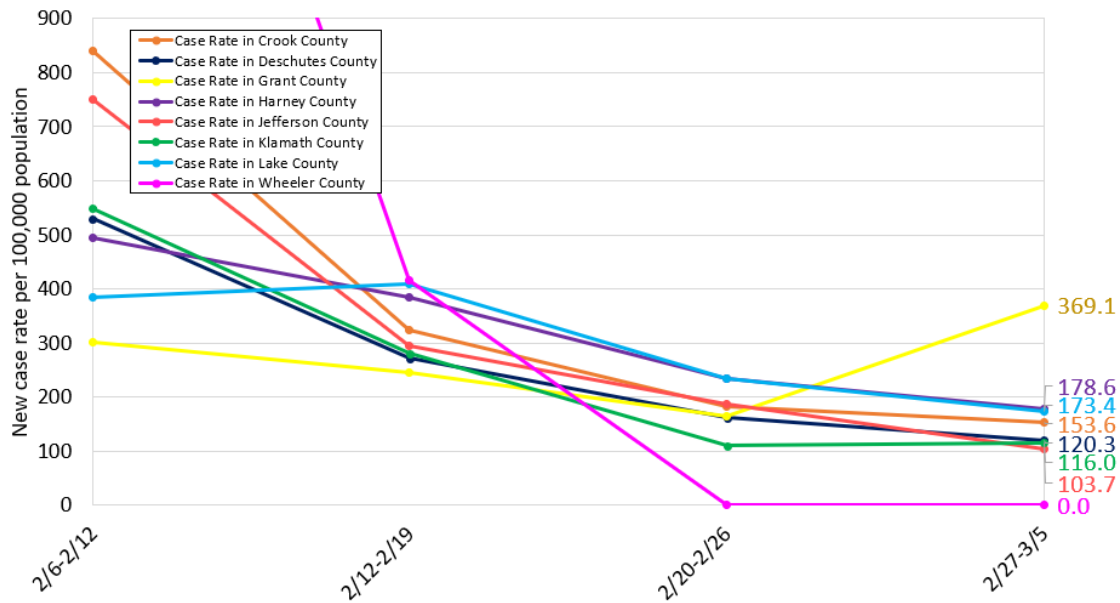
	Low Transmission	Moderate Transmission	Substantial Transmission	High Transmission
Total new cases per 100,000 persons in the past 7 days	<10.0	10.0 to <50.0	50.0 to <100.0	≥100.0
Percentage of test positivity over 14 days	<5.0%	5.0% to <8.0%	8.0% to <10.0%	≥10.0%

## COVID-19 School Advisory Metrics Data

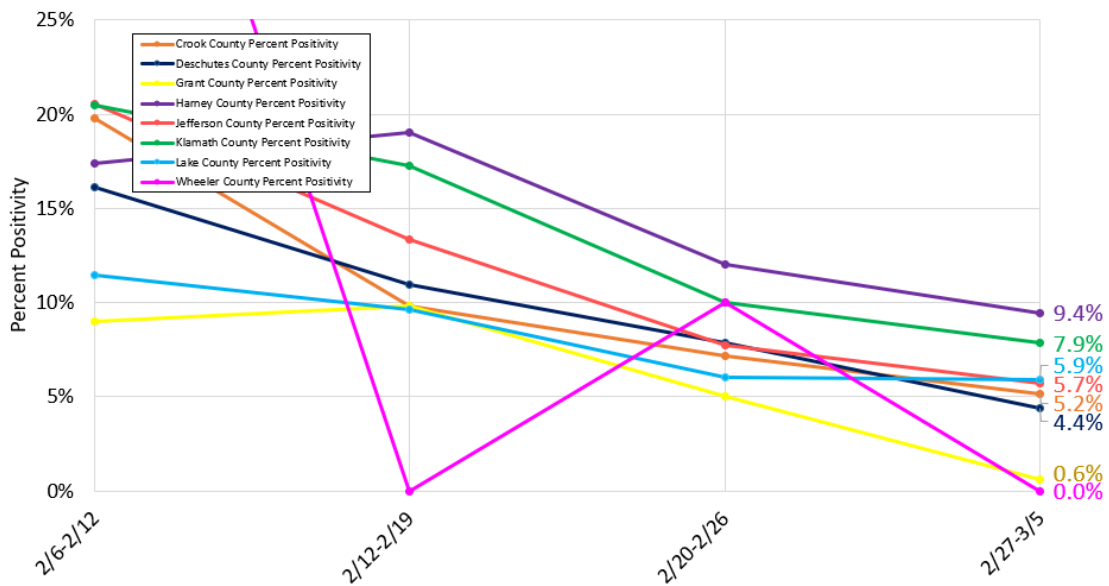
The rescinding the Governor's executive orders on 6/30/21 for K-12 schools, higher education, and childcare means a shift to a more traditional, local decision-making model for communities when it comes to serving the health and safety needs of students and children. Schools will still be expected to comply with longstanding regulations around the control of infectious diseases, and to have a communicable disease management plan.

More details about school reopening planning can be found on the [ODE's Ready Schools, Safe Learners information page](#).

### Region 7 Weekly Case Rate per 100,000 Population



### Region 7 Weekly Test Positivity



#### For more local information and resources:

- For school information:
  - Visit the [Ready Schools, Safe Learners page for general information](#)
  - Visit the [current community COVID metrics page for Ready Schools, Safe Learners](#). To learn more about these metrics and benchmarks, [click here](#).
- County web resources for COVID-19:
  - Visit the [Crook County Public Health COVID-19 Information Page](#)

- Visit the [Deschutes County COVID-19 Information Page](#)
- Visit the [Grant County COVID-19 Information Page](#)
- Visit the [Harney County Health Department COVID-19 Information Page](#)
- Visit the [Jefferson County Public Health COVID-19 Information Page](#)
- Visit the [Klamath County Public Health COVID-19 Information Page](#)
- Visit the [Lake County COVID-19 Information Page](#)
- Visit the [Wheeler County COVID-19 Information Page](#)
- Telephone resources:
  - Call the Oregon phone line for COVID-19 information at **2-1-1**
  - Call the OHSU phone line for seek guidance about symptoms and care for COVID-19 at **833-647-8222**. The hotline is open 8am-8pm, 7 days a week.
  - If you are 55 or older and feeling isolated or just want to have a friendly conversation, please call the [Senior Loneliness Line](#) at **503-200-1633**
  - If you are a teen and feeling lonely or anxious, you can call, text, or chat with other teens to talk about anything and everything. Call [YouthLine](#) at **877-968-8491** or text 'teen2teen' to **839863**, the helpline is open 4pm-10pm daily.

---

### Region 7 Public Health Response

Crook, Deschutes, Grant, Harney, Jefferson, Klamath, Lake, and Wheeler County Public Health Departments regularly manage communicable disease outbreaks, and we are prepared to investigate and respond. When a case of COVID-19 is identified in our community, Public Health Professionals work on [contact tracing](#) to identify and notify individuals who might have been exposed.

We began preparing for local impacts of COVID-19 and regularly meeting with healthcare partners, Oregon Health Authority, and CDC in January 2020.

We continue to work closely with local schools, healthcare providers, emergency services, cities, businesses, and others to coordinate efforts and to share the most up-to-date information.

---

This situation update was compiled by the Crook, Deschutes, Grant, Harney, Jefferson, Klamath, Lake, and Wheeler County Health Departments. It will be updated with state, national, and worldwide situation data and sent every week.