

Central Eastern Southern Oregon

Region 7 COVID-19 Situation Update

January 21, 2022

COVID-19 Updates as of Today:

Data as of 1/21/22, 12:01AM Pacific Time

Region 7 COVID-19 Cases:

- 4,670 in Crook County (*increased by 480 since last Friday*)
- 37,523 in Deschutes County (*increased by 8,493 since last Friday*)
- 1,374 in Grant County (*increased by 89 since last Friday*)
- 1,305 in Harney County (*increased by 22 since last Friday*)
- 5,877 in Jefferson County (*increased by 625 since last Friday*)
- 11,285 in Klamath County (*increased by 1,019 since last Friday*)
- 1,168 in Lake County (*increased by 53 since last Friday*)
- 172 in Wheeler County (*increased by 7 since last Friday*)

Region 7 COVID-19 Deaths:

- 62 in Crook County
 - 225 in Deschutes County
 - 18 in Grant County
 - 35 in Harney County
 - 71 in Jefferson County
 - 179 in Klamath County
 - 23 in Lake County
 - 2 in Wheeler County
- **Since last Friday**, Oregon Health Authority reported that the total/cumulative number of known COVID-19 cases statewide increased by 57,556, bringing the total in Oregon to 570,892. There were 53 new COVID-19 deaths reported, bringing the total number of COVID-19 deaths in Oregon to 5,936.
 - CDC reports there are >69.4 million cases of COVID-19 in the United States.
 - Worldwide case counts are >340.5 million.

COVID-19 Highlights and Updates

- The Oregon Health Authority released its [COVID-19 Weekly Report](#). For the week of Monday, January 10 through Sunday, January 16, OHA recorded an 11% increase from the previous week's daily new cases count. New hospitalizations have decreased 10% from the previous week.

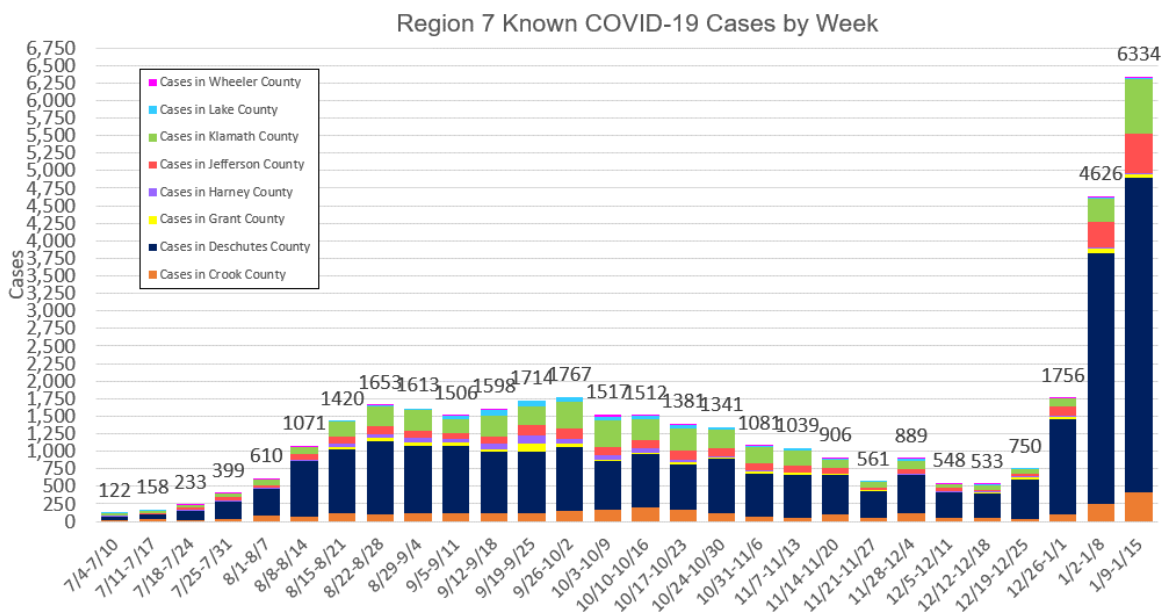
- The Oregon Health Authority released its [COVID-19 Breakthrough Report](#). For the week of Sunday January 9 through Saturday, January 15, OHA recorded 19% vaccine breakthrough cases.

COVID-19 Situation in Region 7

[\(Click here for source: Oregon Health Authority Situation in Oregon\)](#)

The graph below shows the number of COVID-19 cases from Crook, Deschutes, Grant, Harney, Jefferson, Klamath, Lake, and Wheeler County each calendar week beginning the week of 7/4/21-7/10/21 (capturing the first weeks of the Delta variant surge).

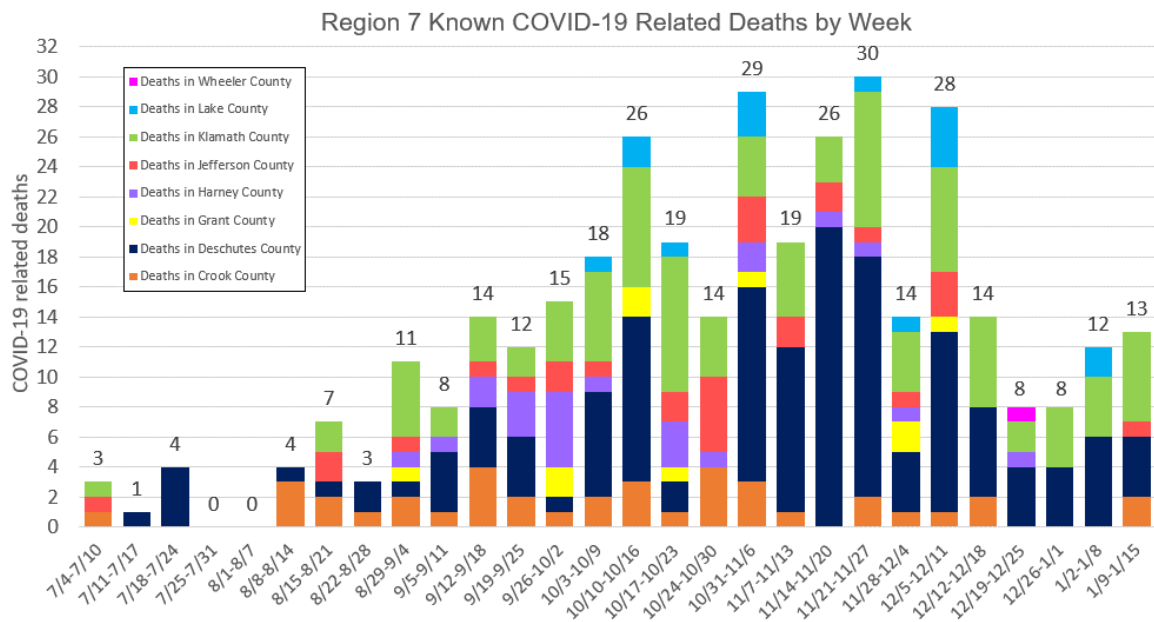
Data for this week is not yet shown. This graph will be updated **weekly** to show the number of COVID-19 cases identified each week in Region 7.



This graph shows data based on the date a case first became identified as a case, which is the date Oregon Health Authority (OHA) uses for school metrics, public health indicator metrics, and other tracking purposes. This date differs from the date OHA reports a case publicly in news releases.

The graph below shows the number of COVID-19 related deaths from Crook, Deschutes, Grant, Harney, Jefferson, Klamath, Lake, and Wheeler County each calendar week beginning the week of 7/4/21-7/10/21 (capturing the first weeks of the Delta variant surge).

Data for this week is not yet shown. This graph will be updated **weekly** to show the number of COVID-19 related deaths identified each week in Region 7.



This graph shows data based on the date OHA first reports a death publicly as a COVID-19 related death in news releases, which is the date Oregon Health Authority (OHA) uses for tracking purposes. This date differs from the date of death. The reporting of COVID-19 related deaths to OHA may experience delays for various reasons.

COVID-19 Vaccination Trends

County	Series in Progress	Series Complete	Total People	Total per 10,000
Crook	955	12,087	13,042	5,564
Deschutes	11,881	132,087	143,968	7,307
Grant	257	3,084	3,341	4,567
Harney	306	3,225	3,531	4,850
Jefferson	1,237	13,095	14,332	5,946
Klamath	3,069	32,409	35,478	5,212
Lake	234	2,986	3,220	3,988
Wheeler	36	714	750	5,208

Vaccination data is as of 1/21/22, 12:01AM Pacific Time. For more information, visit the [OHA COVID-19 Vaccination Trends dashboard](#).

Oregon's COVID-19 Community Spread

Oregon's public health officials and the CDC have developed evidenced-based metrics to track COVID-19 community spread. The indicators are determined by case rates and test positivity in the previous week. If the two indicators suggest different transmission levels, the higher level is selected.

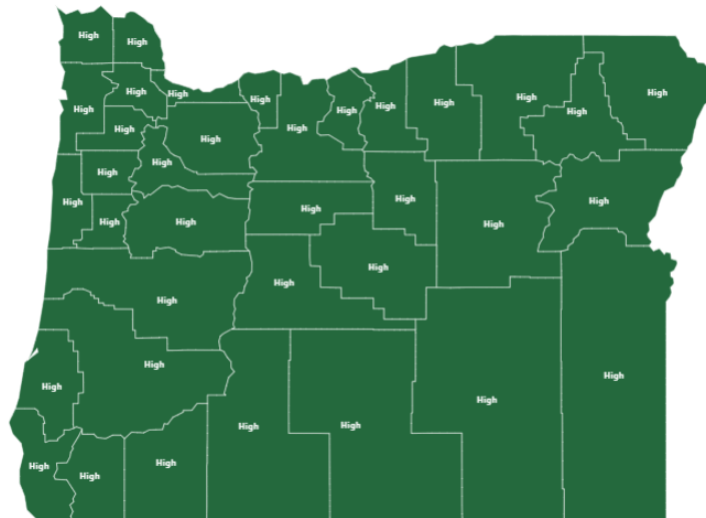
Statewide

For the week of **1/9/2022**, there were **1,303.1** cases per 100k residents and **22.0%** test positivity statewide

Hover over a county for more information

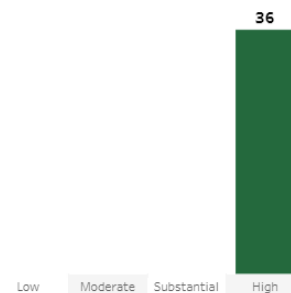
Community Transmission

■ High



Counties by Level of Community Transmission

Select a bar to highlight the counties in that level of community transmission.



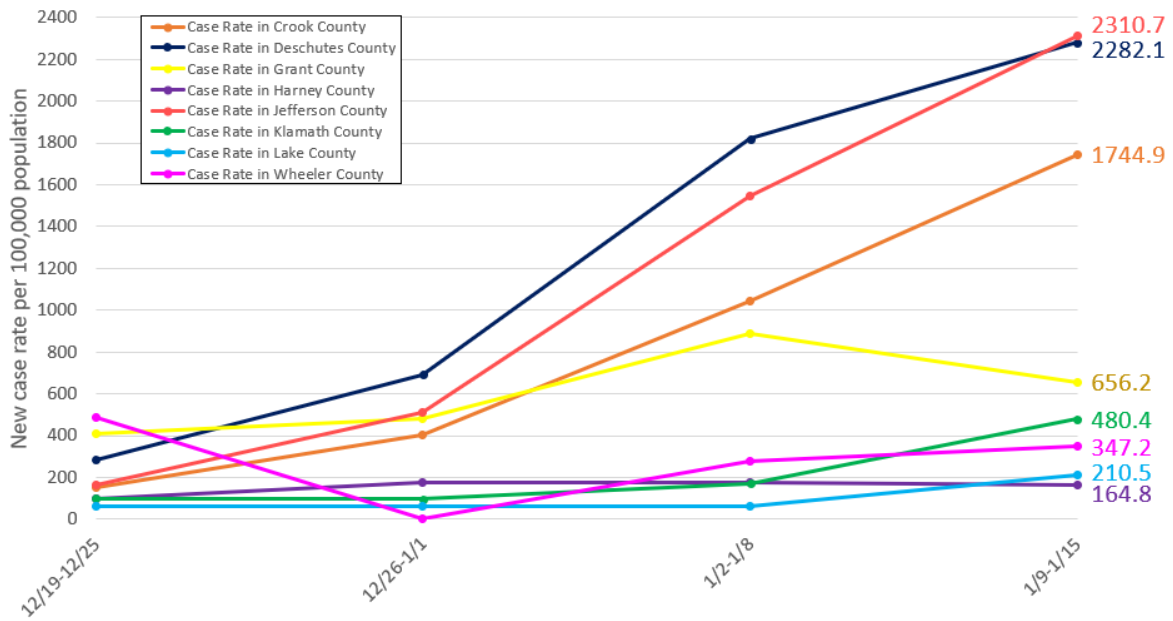
Indicators	Low Transmission	Moderate Transmission	Substantial Transmission	High Transmission
Total new cases per 100,000 persons in the past 7 days	<10.0	10.0 to <50.0	50.0 to <100.0	≥100.0
Percentage of test positivity over 14 days	<5.0%	5.0% to <8.0%	8.0% to <10.0%	≥10.0%

COVID-19 School Advisory Metrics Data

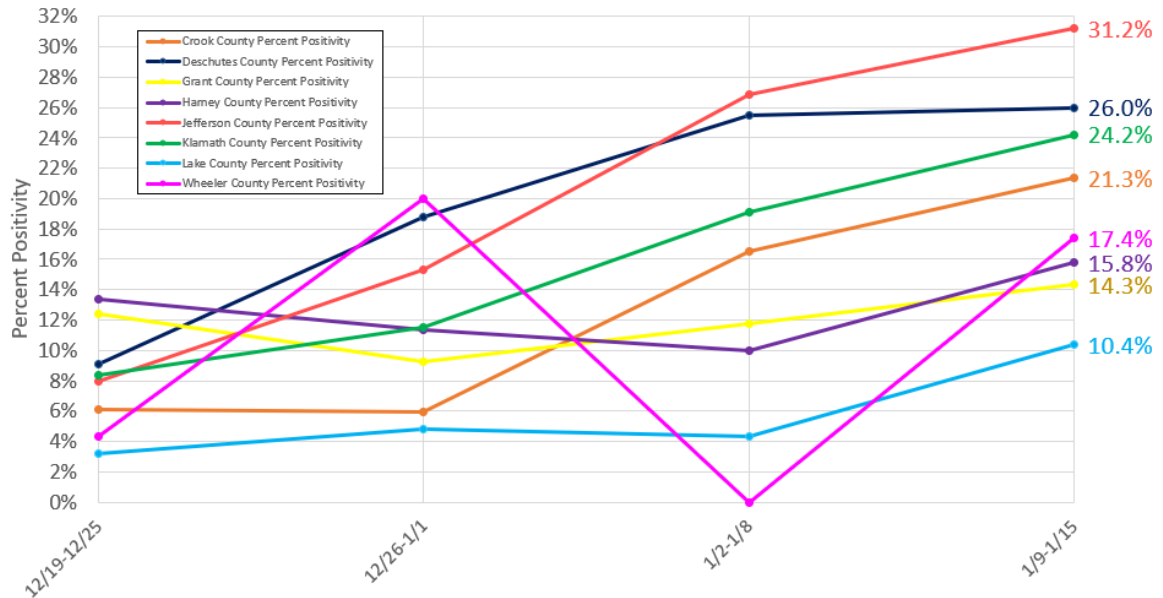
The rescinding the Governor's executive orders on 6/30/21 for K-12 schools, higher education, and childcare means a shift to a more traditional, local decision-making model for communities when it comes to serving the health and safety needs of students and children. Schools will still be expected to comply with longstanding regulations around the control of infectious diseases, and to have a communicable disease management plan.

More details about school reopening planning can be found on the [ODE's Ready Schools, Safe Learners information page](#).

Region 7 Weekly Case Rate per 100,000 Population



Region 7 Weekly Test Positivity



For more local information and resources:

- For school information:
 - Visit the [Ready Schools, Safe Learners page](#) for general information
 - Visit the [current community COVID metrics page for Ready Schools, Safe Learners](#). To learn more about these metrics and benchmarks, [click here](#).
- County web resources for COVID-19:
 - Visit the [Crook County Public Health COVID-19 Information Page](#)

- Visit the [Deschutes County COVID-19 Information Page](#)
- Visit the [Grant County COVID-19 Information Page](#)
- Visit the [Harney County Health Department COVID-19 Information Page](#)
- Visit the [Jefferson County Public Health COVID-19 Information Page](#)
- Visit the [Klamath County Public Health COVID-19 Information Page](#)
- Visit the [Lake County COVID-19 Information Page](#)
- Visit the [Wheeler County COVID-19 Information Page](#)
- Telephone resources:
 - Call the Oregon phone line for COVID-19 information at **2-1-1**
 - Call the OHSU phone line for seek guidance about symptoms and care for COVID-19 at **833-647-8222**. The hotline is open 8am-8pm, 7 days a week.
 - If you are 55 or older and feeling isolated or just want to have a friendly conversation, please call the [Senior Loneliness Line](#) at **503-200-1633**
 - If you are a teen and feeling lonely or anxious, you can call, text, or chat with other teens to talk about anything and everything. Call [YouthLine](#) at **877-968-8491** or text 'teen2teen' to **839863**, the helpline is open 4pm-10pm daily.

Region 7 Public Health Response

Crook, Deschutes, Grant, Harney, Jefferson, Klamath, Lake, and Wheeler County Public Health Departments regularly manage communicable disease outbreaks, and we are prepared to investigate and respond. When a case of COVID-19 is identified in our community, Public Health Professionals work on [contact tracing](#) to identify and notify individuals who might have been exposed.

We began preparing for local impacts of COVID-19 and regularly meeting with healthcare partners, Oregon Health Authority, and CDC in January 2020.

We continue to work closely with local schools, healthcare providers, emergency services, cities, businesses, and others to coordinate efforts and to share the most up-to-date information.

This situation update was compiled by the Crook, Deschutes, Grant, Harney, Jefferson, Klamath, Lake, and Wheeler County Health Departments. It will be updated with state, national, and worldwide situation data and sent every week.