

# Central Eastern Southern Oregon

## Region 7 COVID-19 Situation Update

December 3, 2021

### COVID-19 Updates as of Today:

Data as of 12/3/21, 12:01AM Pacific Time

#### Region 7 COVID-19 Cases:

- 3,429 in Crook County (*increased by 128 since last Wednesday*)
- 23,795 in Deschutes County (*increased by 613 since last Wednesday*)
- 1,091 in Grant County (*increased by 8 since last Wednesday*)
- 1,213 in Harney County (*increased by 20 since last Wednesday*)
- 4,243 in Jefferson County (*increased by 75 since last Wednesday*)
- 9,112 in Klamath County (*increased by 133 since last Wednesday*)
- 1,056 in Lake County (*increased by 16 since last Wednesday*)
- 114 in Wheeler County (*remained the same since last Wednesday*)

#### Region 7 COVID-19 Deaths:

- 57 in Crook County
- 189 in Deschutes County
- 16 in Grant County
- 33 in Harney County
- 66 in Jefferson County
- 149 in Klamath County
- 17 in Lake County
- 1 in Wheeler County
- **Since last Wednesday**, Oregon Health Authority reported that the total/cumulative number of known COVID-19 cases statewide increased by 7,161, bringing the total in Oregon to 394,569. There were 126 new COVID-19 deaths reported, bringing the total number of COVID-19 deaths in Oregon to 5,243.
- CDC reports there are >48.7 million cases of COVID-19 in the United States.
- Worldwide case counts are >263.1 million.

---

### COVID-19 Oregon Highlights

- The Oregon Health Authority released its [COVID-19 Weekly Report](#). For the week of Monday, November 22 through Sunday, November 28, OHA recorded a 25% decrease from the previous week's daily new cases count. New hospitalizations have decreased 16% from the previous week.

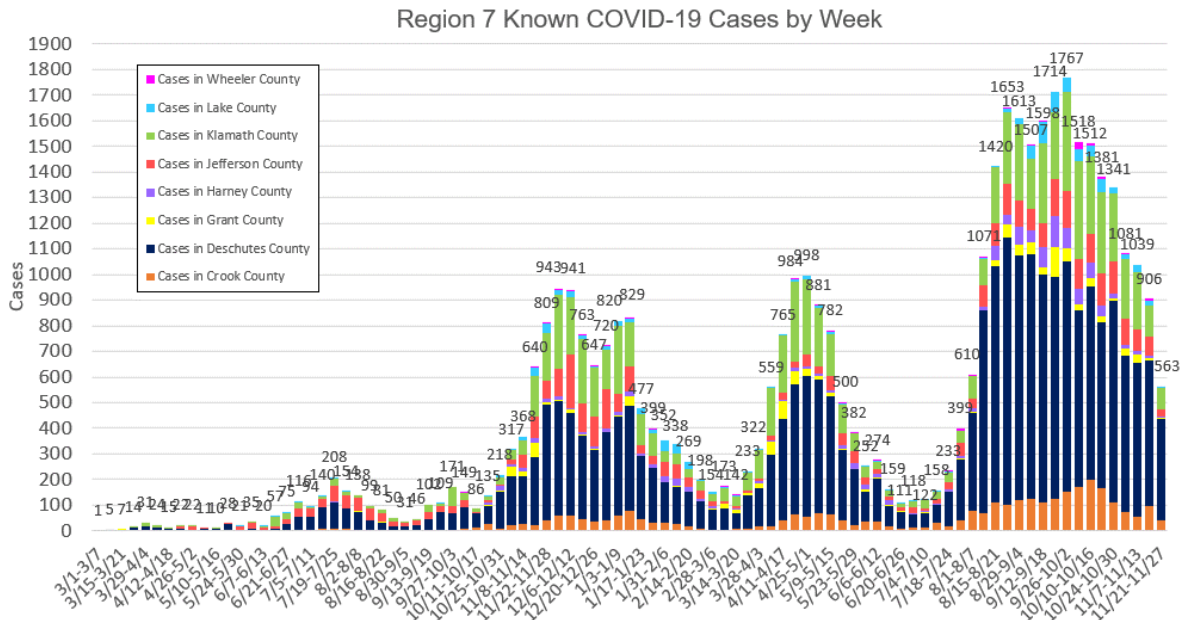
- The Oregon Health Authority released its [COVID-19 Breakthrough Report](#). For the week of Sunday November 21 through Saturday, November 27, OHA recorded 28.7% vaccine breakthrough cases.

## COVID-19 Situation in Region 7

[\(Click here for source: Oregon Health Authority Situation in Oregon\)](#)

The graph below shows the number of COVID-19 cases from Crook, Deschutes, Grant, Harney, Jefferson, Klamath, Lake, and Wheeler County each calendar week beginning the week of 3/1/20-3/7/20 (when the first cases were identified in Region 7).

Data for this week is not yet shown. This graph will be updated **weekly** to show the number of COVID-19 cases identified each week in Region 7.

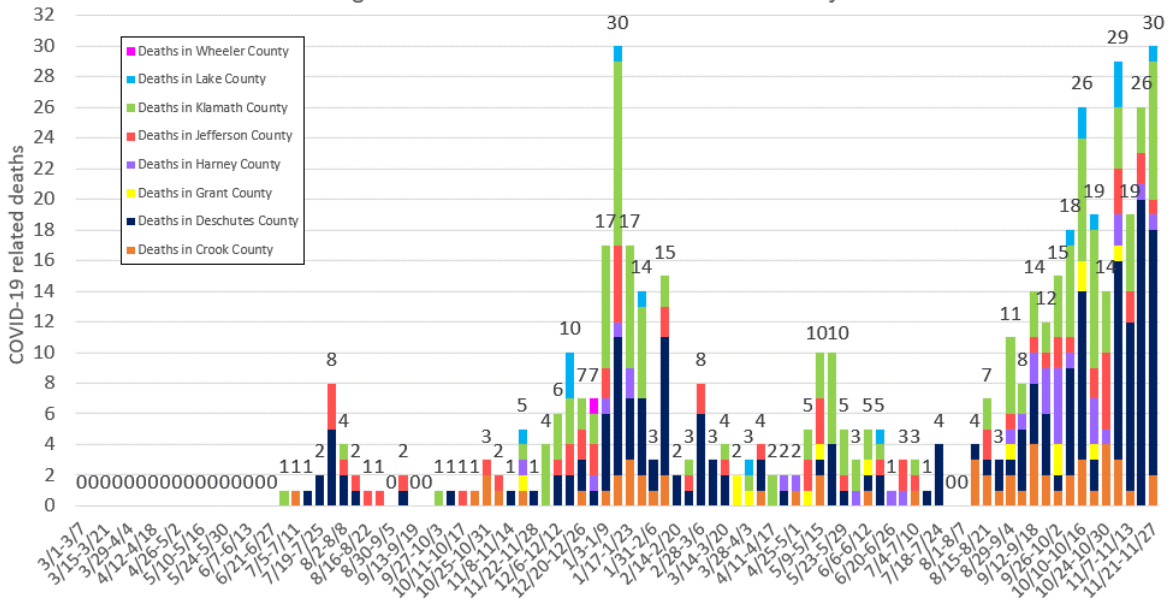


This graph shows data based on the date a case first became identified as a case, which is the date Oregon Health Authority (OHA) uses for school metrics, public health indicator metrics, and other tracking purposes. This date differs from the date OHA reports a case publicly in news releases.

The graph below shows the number of COVID-19 related deaths from Crook, Deschutes, Grant, Harney, Jefferson, Klamath, Lake, and Wheeler County each calendar week beginning the week of 3/1/20-3/7/20 (when the first cases were identified in Region 7).

Data for this week is not yet shown. This graph will be updated **weekly** to show the number of COVID-19 related deaths identified each week in Region 7.

Region 7 Known COVID-19 Related Deaths by Week



This graph shows data based on the date OHA first reports a death publicly as a COVID-19 related death in news releases, which is the date Oregon Health Authority (OHA) uses for tracking purposes. This date differs from the date of death. The reporting of COVID-19 related deaths to OHA may experience delays for various reasons.

## COVID-19 Vaccination Trends

County	Series in Progress	Series Complete	Total People	Total per 10,000
Crook	876	11,626	12,502	5,334
Deschutes	11,605	125,395	137,000	6,954
Grant	222	2,986	3,208	4,386
Harney	312	3,114	3,426	4,706
Jefferson	1,320	12,391	13,711	5,688
Klamath	2,773	31,071	33,844	4,972
Lake	226	2,919	3,145	3,895
Wheeler	32	701	733	5,090

Vaccination data is as of 12/3/21, 12:01AM Pacific Time. For more information, visit the [OHA COVID-19 Vaccination Trends dashboard](#).

## COVID-19 Public Health Indicators for Monitoring

The indicators below are updated once per week. Data shown is for the week of 11/21/21. Green shading means the county is meeting the indicator, and orange shading means the county is not meeting the indicator. No shading or “•” indicates that the indicator does not apply due to small numbers. For more information, visit the [OHA Public Health Indicators dashboard](#).

County	% ED visits for COVID-like illness (lower is better on this indicator)	Percent of cases with follow up initiated within 24 hours (goal is above 95%)	Percent of cases traced to a known source in last 7 days (goal is above 70%)
Oregon	4.0%	61%	16%
Crook	4.0%	73%	11%
Deschutes	4.0%	96%	35%
Grant	4.0%	•	•
Harney	4.0%	20%	•
Jefferson	4.0%	57%	33%
Klamath	4.0%	100%	1%
Lake	4.0%	50%	•
Wheeler	4.0%	•	•

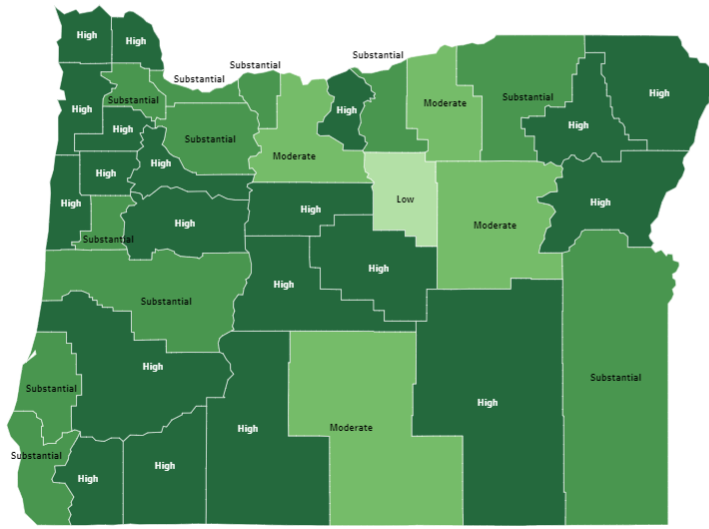
## Oregon's COVID-19 Community Spread

Oregon' public health officials and the CDC have developed evidenced-based metrics to track COVID-19 community spread. The indicators are determined by case rates and test positivity in the previous week. If the two indicators suggest different transmission levels, the higher level is selected.

**Statewide**

For the week of **11/21/2021**, there were **97.23** cases per 100k residents and **5.6%** test positivity statewide

Hover over a county for more information

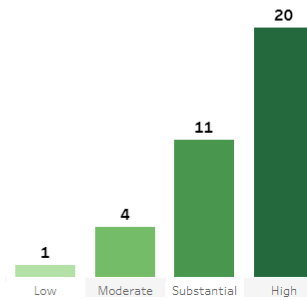


**Community Transmission**

- High
- Substantial
- Moderate
- Low

**Counties by Level of Community Transmission**

Select a bar to highlight the counties in that level of community transmission.



**Indicators**

Total new cases per 100,000 persons in the past 7 days

Percentage of test positivity over 14 days

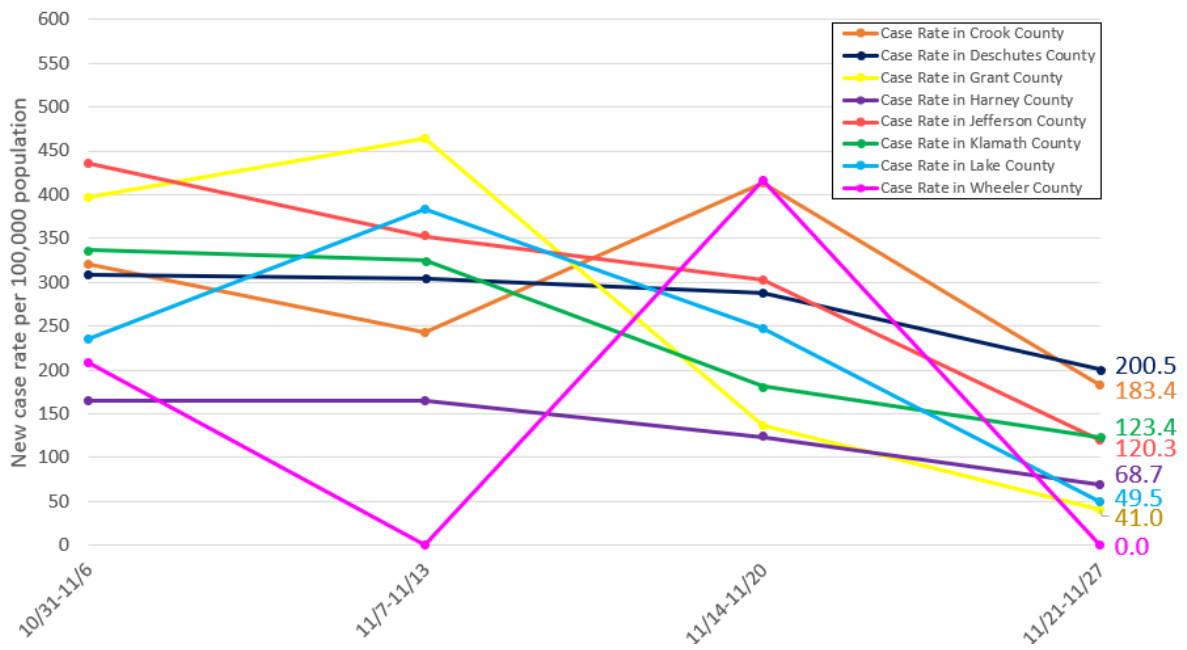
	Low Transmission	Moderate Transmission	Substantial Transmission	High Transmission
Total new cases per 100,000 persons in the past 7 days	<10.0	10.0 to <50.0	50.0 to <100.0	≥100.0
Percentage of test positivity over 14 days	<5.0%	5.0% to <8.0%	8.0% to <10.0%	≥10.0%

## COVID-19 School Advisory Metrics Data

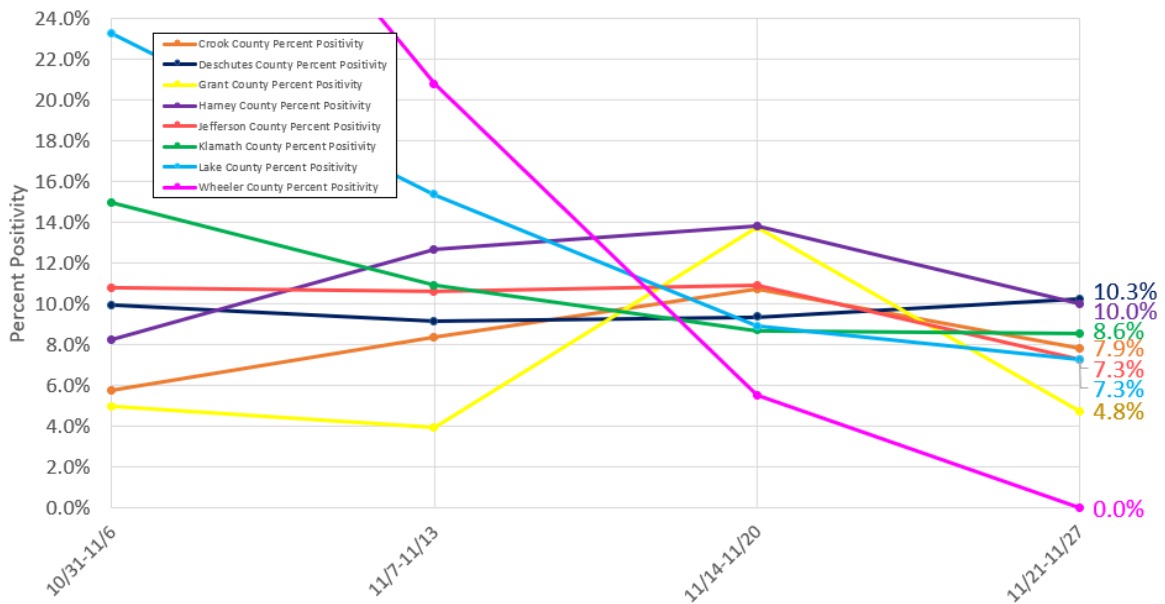
The rescinding the Governor’s executive orders on 6/30/21 for K-12 schools, higher education, and childcare means a shift to a more traditional, local decision-making model for communities when it comes to serving the health and safety needs of students and children. Schools will still be expected to comply with longstanding regulations around the control of infectious diseases, and to have a communicable disease management plan.

More details about school reopening planning can be found can be found on the [ODE’s Ready Schools, Safe Learners information page](#).

### Region 7 Weekly Case Rate per 100,000 Population



### Region 7 Weekly Test Positivity



## COVID-19 Situation in Oregon

- Oregon COVID-19 Cases: 394,569 (+7,084 since last Wednesday)
- Oregon COVID-19 Deaths: 5,243 (+127 since last Wednesday)
- Total number of tests for COVID-19: 8,142,091 (+142,345 since last Wednesday)

Oregon data is as of 12/3/21, 12:01AM Pacific Time. Information on case counts and deaths for all Oregon counties, as well as demographic information for all Oregon cases and deaths, can be found on [Oregon Health Authority's COVID-19 page](#).

---

## COVID-19 Situation in California

- California COVID-19 Cases: 4,822,889 cases (+42,022)
- California COVID-19 Deaths: 74,046 deaths (+681)

California data is as of 12/3/21, 11:00AM Pacific Time. Information on case counts and deaths for California can be found on [California's COVID-19 data tracker](#).

### COVID-19 California Updates this Week

- No new updates this week.
- 

## COVID-19 Situation in Idaho

- Idaho COVID-19 Cases: 308,669 cases (+3,536)
- Idaho COVID-19 Deaths: 3,969 deaths (+78)

Idaho data is as of 12/3/21, 11:00AM Mountain Time. Information on case counts and deaths in Idaho State by county can be found on [Idaho's COVID-19 data tracker](#).

### COVID-19 Idaho Updates this Week

- No new updates this week.
-

## COVID-19 Situation in Washington State

- Washington State COVID-19 Cases: 768,151 cases (+12,684)
- Washington State COVID-19 Deaths: 9,413 deaths (+205)

Washington State data is as of 12/3/21, 3:05PM Pacific Time. Information on case counts and deaths in Washington State by county can be found on [Washington State's COVID-19 data tracker](#).

### COVID-19 Updates this Week

- No new updates this week.

---

## COVID-19 Situation in the U.S.

- U.S. COVID-19 Cases: 48,767,329 cases
- U.S. COVID-19 Deaths: 783,215 deaths

U.S. data last updated 12/3/21, 2:35PM Eastern Time. Information on case counts and 9deaths for all states and U.S.-affiliated jurisdictions can be found on [CDC's COVID-19 data tracker](#).

---

## COVID-19 Situation Worldwide

- Global COVID-19 Cases: 263,1563,622 cases
- Global COVID-19 Deaths: 5,232,562 deaths

Worldwide case count and death count estimates are posted on [WHO's COVID-19 dashboard](#). Estimates for worldwide COVID-19 case counts and deaths above are current as of 12/3/21, 4:57PM Central European Time.

### For more local information and resources:

- For school information:
  - Visit the [Ready Schools, Safe Learners page for general information](#)
  - Visit the [current community COVID metrics page for Ready Schools, Safe Learners](#). To learn more about these metrics and benchmarks, [click here](#).
- County web resources for COVID-19:
  - Visit the [Crook County Public Health COVID-19 Information Page](#)
  - Visit the [Deschutes County COVID-19 Information Page](#)
  - Visit the [Grant County COVID-19 Information Page](#)



- Visit the [Harney County Health Department COVID-19 Information Page](#)
- Visit the [Jefferson County Public Health COVID-19 Information Page](#)
- Visit the [Klamath County Public Health COVID-19 Information Page](#)
- Visit the [Lake County COVID-19 Information Page](#)
- Visit the [Wheeler County COVID-19 Information Page](#)
- Telephone resources:
  - Call the Oregon phone line for COVID-19 information at **2-1-1**
  - Call the OHSU phone line for seek guidance about symptoms and care for COVID-19 at **833-647-8222**. The hotline is open 8am-8pm, 7 days a week.
  - If you are 55 or older and feeling isolated or just want to have a friendly conversation, please call the [Senior Loneliness Line](#) at **503-200-1633**
  - If you are a teen and feeling lonely or anxious, you can call, text, or chat with other teens to talk about anything and everything. Call [YouthLine](#) at **877-968-8491** or text 'teen2teen' to **839863**, the helpline is open 4pm-10pm daily.

---

### Region 7 Public Health Response

Crook, Deschutes, Grant, Harney, Jefferson, Klamath, Lake, and Wheeler County Public Health Departments regularly manage communicable disease outbreaks, and we are prepared to investigate and respond. When a case of COVID-19 is identified in our community, Public Health Professionals work on [contact tracing](#) to identify and notify individuals who might have been exposed.

We began preparing for local impacts of COVID-19 and regularly meeting with healthcare partners, Oregon Health Authority, and CDC in January 2020.

We continue to work closely with local schools, healthcare providers, emergency services, cities, businesses, and others to coordinate efforts and to share the most up-to-date information.

---

This situation update was compiled by the Crook, Deschutes, Grant, Harney, Jefferson, Klamath, Lake, and Wheeler County Health Departments. It will be updated with state, national, and worldwide situation data and sent every week.