

# Central Eastern Southern Oregon

## Region 7 COVID-19 Situation Update

July 30, 2021

### COVID-19 Updates as of Today:

Data as of 7/30/21, 12:01AM Pacific Time

#### Region 7 COVID-19 Cases:

- 1,399 in Crook County (*increased by 31 since last Friday*)
- 10,565 in Deschutes County (*increased by 208 since last Friday*)
- 563 in Grant County (*increased by 6 since last Friday*)
- 460 in Harney County (*increased by 9 since last Friday*)
- 2,499 in Jefferson County (*increased by 43 since last Friday*)
- 4,944 in Klamath County (*increased by 42 since last Friday*)
- 486 in Lake County (*increased by 2 since last Friday*)
- 44 in Wheeler County (*increased by 9 since last Friday*)

#### Region 7 COVID-19 Deaths:

- 24 in Crook County
- 87 in Deschutes County
- 7 in Grant County
- 11 in Harney County
- 42 in Jefferson County
- 79 in Klamath County
- 8 in Lake County
- 1 in Wheeler County
- **Since last Friday**, Oregon Health Authority reported that the total/cumulative number of known COVID-19 cases statewide increased by 4,931, bringing the total in Oregon to 219,755. There were 22 new COVID-19 deaths reported, bringing the total number of COVID-19 deaths in Oregon to 2,858.
- CDC reports there are >34.8 million cases of COVID-19 in the United States.
- Worldwide case counts are >196.5 million.

---

### COVID-19 Oregon Highlights

- The Oregon Health Authority released its [COVID-19 Weekly Report](#). For the week of Monday, July 19 through Sunday, July 25, OHA recorded a 53% increase from the previous week's daily new cases count. New hospitalizations have increased 19% from the previous week.

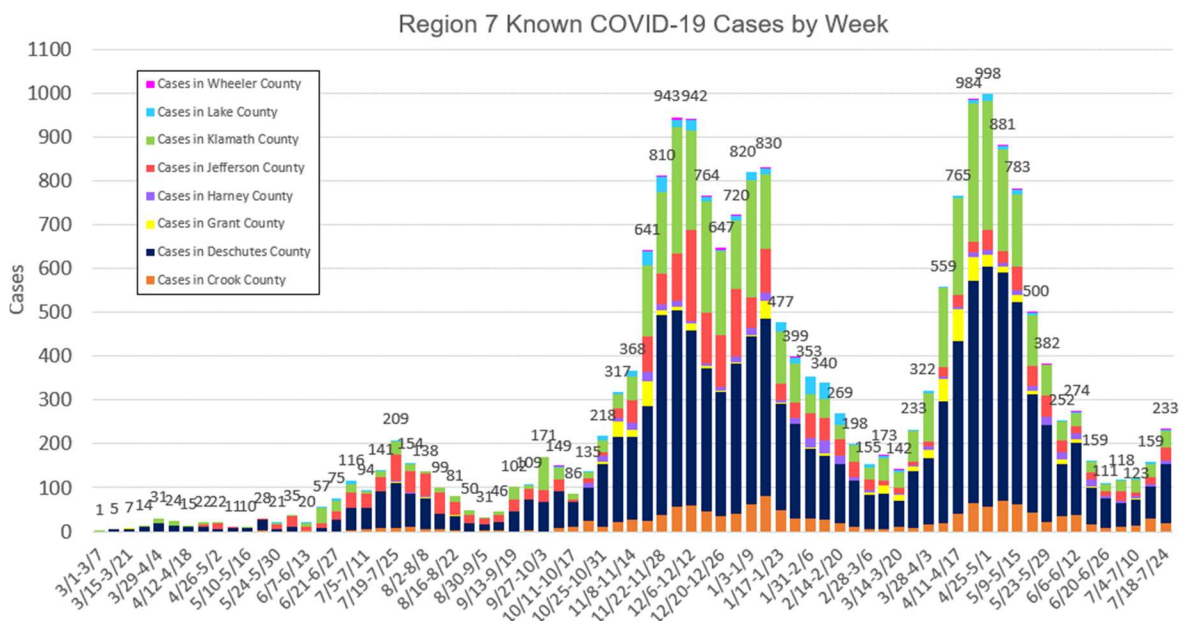
- Governor Brown directs state agencies to follow CDC K-12 mask guidance to prevent disruptions to return to in-person learning. Visit the [State of Oregon news release](#).

## COVID-19 Situation in Region 7

(Click here for source: [Oregon Health Authority Situation in Oregon](#))

The graph below shows the number of COVID-19 cases from Crook, Deschutes, Grant, Harney, Jefferson, Klamath, Lake, and Wheeler County each calendar week beginning the week of 3/1/20-3/7/20 (when the first cases were identified in Region 7).

Data for this week is not yet shown. This graph will be updated **weekly** to show the number of COVID-19 cases identified each week in Region 7.



This graph shows data based on the date a case first became identified as a case, which is the date Oregon Health Authority (OHA) uses for school metrics, public health indicator metrics, and other tracking purposes. This date differs from the date OHA reports a case publicly in news releases.

## COVID-19 Vaccination Trends

County	Series in Progress	Series Complete	Total People	Total per 10,000
Crook	680	9,535	10,215	4,358
Deschutes	7,449	110,002	117,451	5,962

Grant	176	2,558	2,734	3,738
Harney	157	2,465	2,622	3,602
Jefferson	956	10,277	11,233	4,660
Klamath	2,146	25,352	27,498	4,039
Lake	186	2,426	2,612	3,235
Wheeler	35	615	650	4,514

Vaccination data is as of 7/30/21, 12:01AM Pacific Time. For more information, visit the [OHA COVID-19 Vaccination Trends dashboard](#).

## COVID-19 Public Health Indicators for Monitoring

The indicators below are updated once per week. Data shown is for the week of 7/18/21. Green shading means the county is meeting the indicator, and orange shading means the county is not meeting the indicator. No shading or “•” indicates that the indicator does not apply due to small numbers. For more information, visit the [OHA Public Health Indicators dashboard](#).

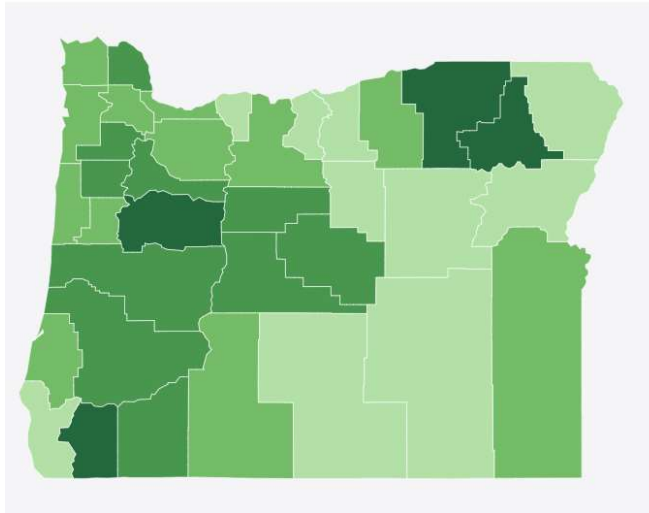
County	% ED visits for COVID-like illness (lower is better on this indicator)	Percent of cases with follow up initiated within 24 hours (goal is above 95%)	Percent of cases traced to a known source in last 7 days (goal is above 70%)
Oregon	1.6%	81%	27%
Crook	1.6%	100%	28%
Deschutes	1.6%	99%	50%
Grant	1.6%	100%	•
Harney	1.6%	100%	33%
Jefferson	1.6%	84%	35%
Klamath	1.6%	92%	41%
Lake	1.6%	67%	•
Wheeler	1.6%	•	•

## Oregon's COVID-19 Community Spread

Oregon' public health officials have developed evidenced-based metrics to track COVID-19 community spread. The indicators are determined by case rates for large population counties (>30,000 people) or case counts for medium and small population counties (<30,000 and <15,000 respectively). Test positivity is also considered for

medium and large counties. Where both cases and test positivity are considered, the level of community spread is determined by the more conservative indicator.

Click on a county to see more information



Statewide

07/11/2021 - 07/24/2021

117.9 cases per 100k residents

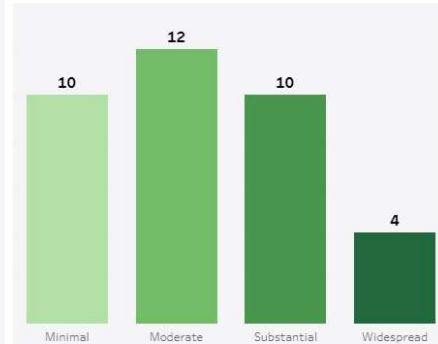
4.8% test positivity

Community Spread

- Minimal
- Moderate
- Substantial
- Widespread

Select one of the bars below to highlight the counties in that level of community spread.

Counties by Level of Community Spread



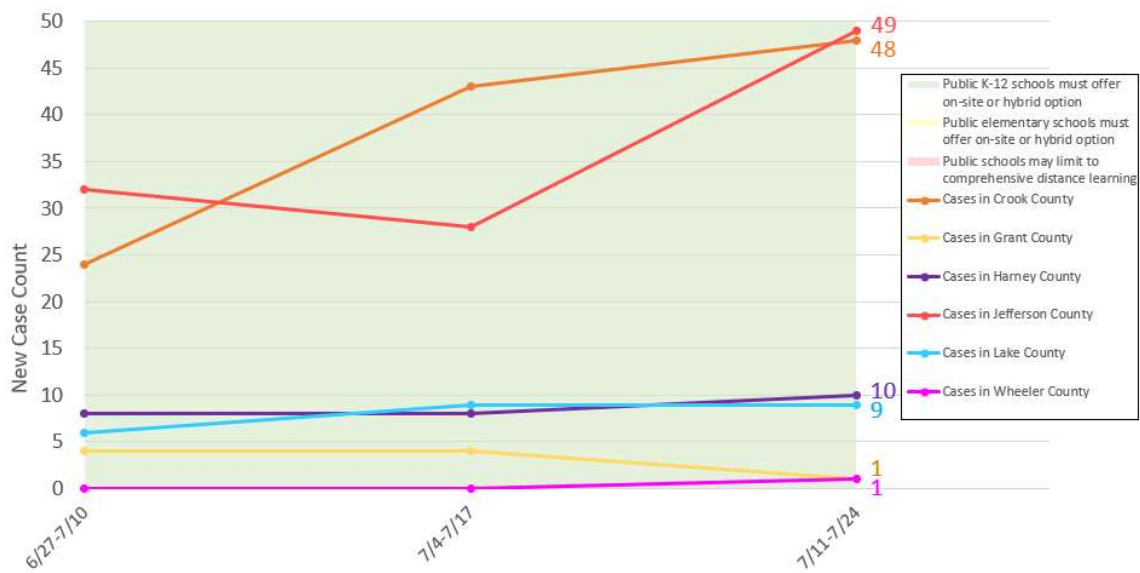
Indicators	Applies to	Minimal Spread	Moderate Spread	Substantial Spread	Widespread
Rate of COVID-19 cases per 100,000 over 14 days	Large counties (30,000+ people)	<50.0	50.0 to <100.0	100.0 to <200.0	≥200.0
Number of COVID-19 cases over 14 days	Small and Medium counties (<30,000 people)	<30	30 to <45	45 to 59	≥60
Percentage test positivity over 14 days	Medium and Large counties (>15,000 people)	<5.0%	5.0% to <8.0%	8.0% to <10.0%	≥10.0%

## COVID-19 School Advisory Metrics Data

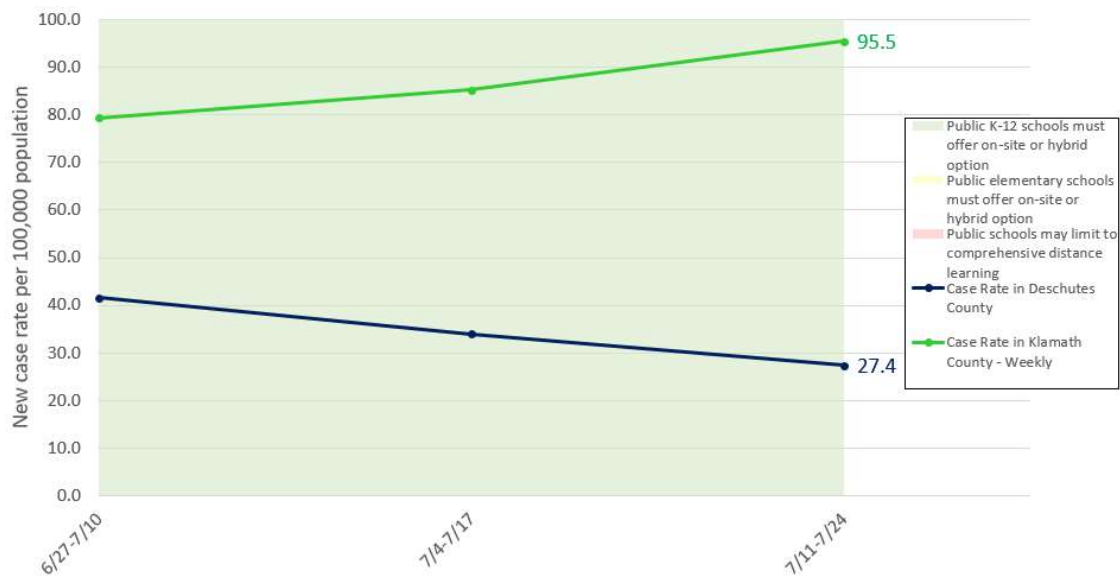
The rescinding the Governor's executive orders on 6/30/21 for K-12 schools, higher education, and childcare means a shift to a more traditional, local decision-making model for communities when it comes to serving the health and safety needs of students and children. Schools will still be expected to comply with longstanding regulations around the control of infectious diseases, and to have a communicable disease management plan.

More details about the use of public health metrics in school reopening can be found on the [ODE's Ready Schools, Safe Learners information page](#).

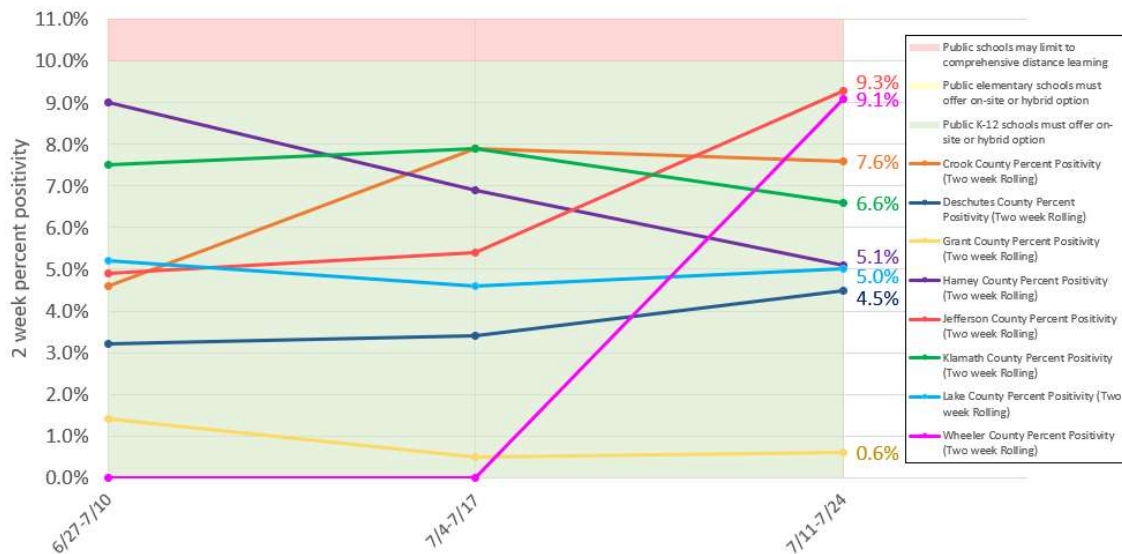
### Region 7 Small-Medium County Two-week Known COVID-19 Cases



### Region 7 Large County Two-week Case Rate per 100,000 Population



### Region 7 Two-week Test Positivity



## COVID-19 Situation in Oregon

- Oregon COVID-19 Cases: 219,755
- Oregon COVID-19 Deaths: 2,858
- Total number of tests for COVID-19: 5,689,339 (as of 7/29/21)

Oregon data is as of 7/30/21, 12:01AM Pacific Time. Information on case counts and deaths for all Oregon counties, as well as demographic information for all Oregon cases and deaths, can be found on [Oregon Health Authority's COVID-19 page](#).

## COVID-19 Situation in California

- California COVID-19 Cases: 3,840,364 cases
- California COVID-19 Deaths: 63,935 deaths

California data is as of 7/30/21, 11:00AM Pacific Time. Information on case counts and deaths for California can be found on [California's COVID-19 data tracker](#).

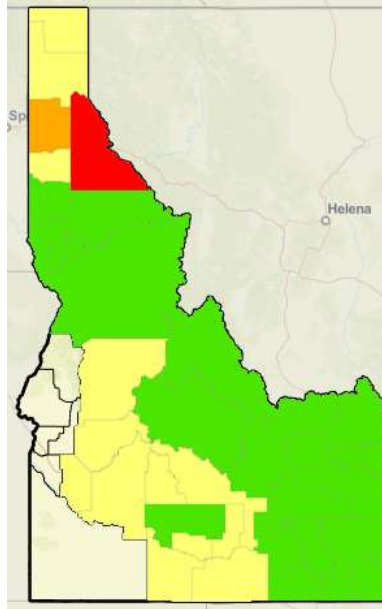
### COVID-19 California Updates this Week

- No new updates this week.

## COVID-19 Situation in Idaho

- Idaho COVID-19 Cases: 200,484 cases
- Idaho COVID-19 Deaths: 2,197 deaths

Idaho data last updated 7/30/21, 11:00AM Mountain Time. Information on case counts and deaths in Idaho State by county can be found on [Idaho's COVID-19 data tracker](#).



Idaho's Transmission Risk Levels are updated weekly, visit the [Idaho COVID-19 Transmission Risk Levels interactive map](#).

#### **COVID-19 Idaho Updates this Week**

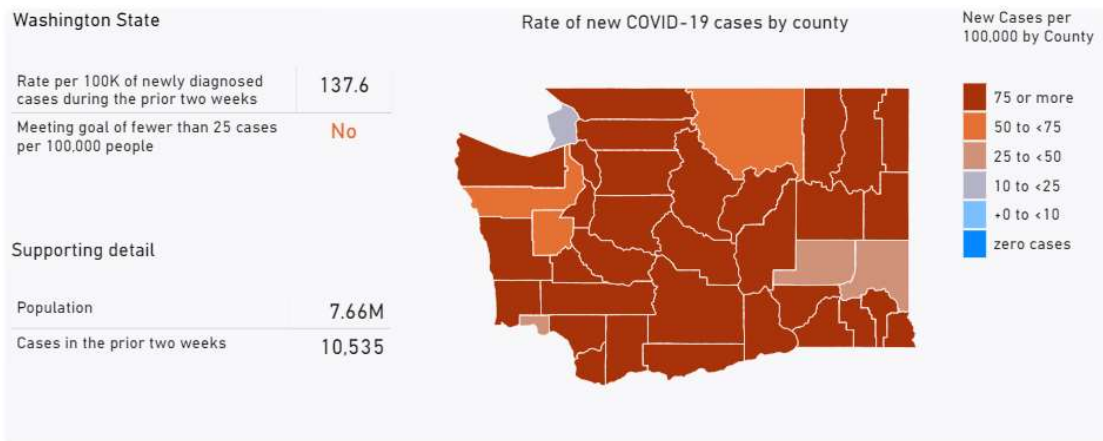
- No new updates this week.

---

## **COVID-19 Situation in Washington State**

- Washington State COVID-19 Cases: 473,076 cases
- Washington State COVID-19 Deaths: 6,122 deaths

Washington State data last updated 7/30/21, 4:39PM Pacific Time. Information on case counts and deaths in Washington State by county can be found on [Washington State's COVID-19 data tracker](#).



Washington State Road to Recovery Phase and Risk Assessment metric data is updated weekly, visit [Washington State's COVID-19 Risk Assessment dashboard](#) for more information.

### COVID-19 Updates this Week

- No new updates this week.

## COVID-19 Situation in the U.S.

- U.S. COVID-19 Cases: 34,818,278 cases
- U.S. COVID-19 Deaths: 610,264 deaths

U.S. data last updated 7/30/21, 2:11PM Eastern Time. Information on case counts and deaths for all states and U.S.-affiliated jurisdictions can be found on [CDC's COVID-19 data tracker](#).

## COVID-19 Situation Worldwide

- Global COVID-19 Cases: 196,553,009 cases
- Global COVID-19 Deaths: 4,200,412 deaths

Worldwide case count and death count estimates are posted on [WHO's COVID-19 dashboard](#). Estimates for worldwide COVID-19 case counts and deaths above are current as of 7/30/21, 6:30PM Central European Time.

### For more local information and resources:

- For school information:
  - Visit the [Ready Schools, Safe Learners page for general information](#)



- Visit the [current community COVID metrics page for Ready Schools, Safe Learners](#). To learn more about these metrics and benchmarks, [click here](#).
- County web resources for COVID-19:
  - Visit the [Crook County Public Health COVID-19 Information Page](#)
  - Visit the [Deschutes County COVID-19 Information Page](#)
  - Visit the [Grant County COVID-19 Information Page](#)
  - Visit the [Harney County Health Department COVID-19 Information Page](#)
  - Visit the [Jefferson County Public Health COVID-19 Information Page](#)
  - Visit the [Klamath County Public Health COVID-19 Information Page](#)
  - Visit the [Lake County COVID-19 Information Page](#)
  - Visit the [Wheeler County COVID-19 Information Page](#)
- Telephone resources:
  - Call the Oregon phone line for COVID-19 information at **2-1-1**
  - Call the OHSU phone line for seek guidance about symptoms and care for COVID-19 at **833-647-8222**. The hotline is open 8am-8pm, 7 days a week.
  - If you are 55 or older and feeling isolated or just want to have a friendly conversation, please call the [Senior Loneliness Line](#) at **503-200-1633**
  - If you are a teen and feeling lonely or anxious, you can call, text, or chat with other teens to talk about anything and everything. Call [YouthLine](#) at **877-968-8491** or text 'teen2teen' to **839863**, the helpline is open 4pm-10pm daily.

---

### Region 7 Public Health Response

Crook, Deschutes, Grant, Harney, Jefferson, Klamath, Lake, and Wheeler County Public Health Departments regularly manage communicable disease outbreaks, and we are prepared to investigate and respond. When a case of COVID-19 is identified in our community, Public Health Professionals work on [contact tracing](#) to identify and notify individuals who might have been exposed.

We began preparing for local impacts of COVID-19 and regularly meeting with healthcare partners, Oregon Health Authority, and CDC in January 2020.

We continue to work closely with local schools, healthcare providers, emergency services, cities, businesses, and others to coordinate efforts and to share the most up-to-date information.

---

This situation update was compiled by the Crook, Deschutes, Grant, Harney, Jefferson, Klamath, Lake, and Wheeler County Health Departments. It will be updated with state, national, and worldwide situation data and sent every week.