

Central Eastern Southern Oregon

Region 7 COVID-19 Situation Update

July 23, 2021

COVID-19 Updates as of Today:

Data as of 7/23/21, 12:01AM Pacific Time

Region 7 COVID-19 Cases:

- 1,368 in Crook County (*increased by 21 since last Friday*)
- 10,357 in Deschutes County (*increased by 106 since last Friday*)
- 557 in Grant County (*increased by 1 since last Friday*)
- 451 in Harney County (*increased by 7 since last Friday*)
- 2,456 in Jefferson County (*increased by 40 since last Friday*)
- 4,902 in Klamath County (*increased by 34 since last Friday*)
- 484 in Lake County (*increased by 2 since last Friday*)
- 35 in Wheeler County (*remained the same since last Friday*)

Region 7 COVID-19 Deaths:

- 24 in Crook County
- 87 in Deschutes County
- 7 in Grant County
- 11 in Harney County
- 42 in Jefferson County
- 79 in Klamath County
- 8 in Lake County
- 1 in Wheeler County
- **Since last Friday**, Oregon Health Authority reported that the total/cumulative number of known COVID-19 cases statewide increased by 2,945, bringing the total in Oregon to 214,869. There were 19 new COVID-19 deaths reported, bringing the total number of COVID-19 deaths in Oregon to 2,836.
- CDC reports there are >34.3 million cases of COVID-19 in the United States.
- Worldwide case counts are >188.6 million.

COVID-19 Oregon Highlights

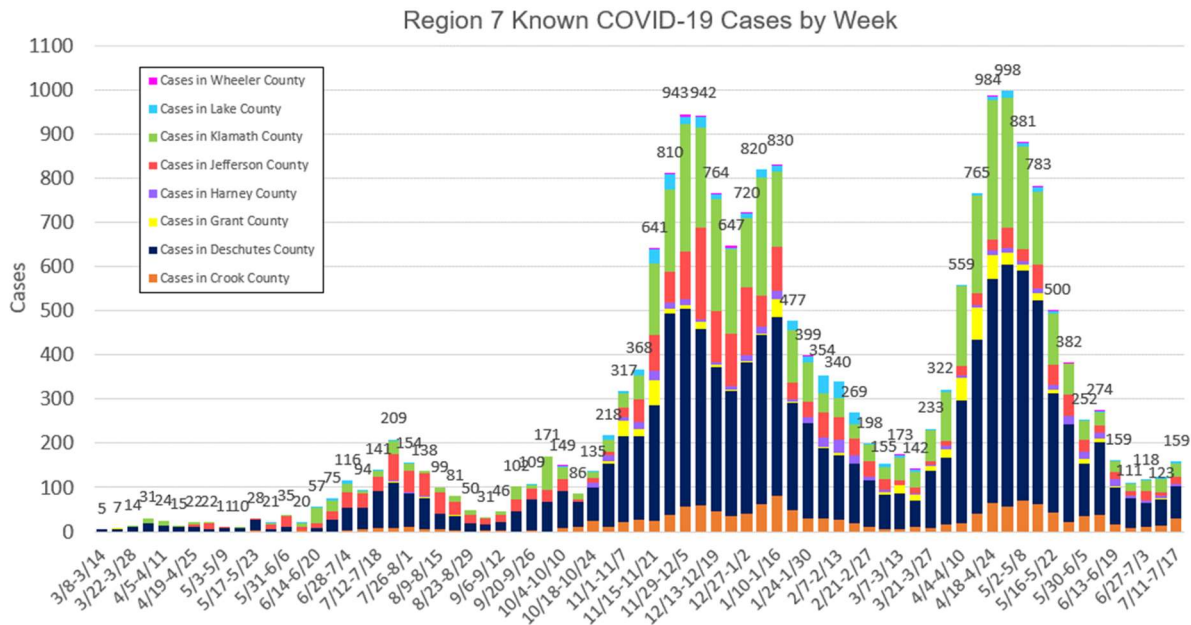
- The Oregon Health Authority released its [COVID-19 Weekly Report](#). For the week of Sunday, July 12 through Saturday, July 18, OHA recorded a 54% increase from the previous week's daily new cases count. New hospitalizations have increased 18% from the previous week.

COVID-19 Situation in Region 7

[\(Click here for source: Oregon Health Authority Situation in Oregon\)](#)

The graph below shows the number of COVID-19 cases from Crook, Deschutes, Grant, Harney, Jefferson, Klamath, Lake, and Wheeler County each calendar week beginning the week of 3/1/20-3/7/20 (when the first cases were identified in Region 7).

Data for this week is not yet shown. This graph will be updated **weekly** to show the number of COVID-19 cases identified each week in Region 7.



This graph shows data based on the date a case first became identified as a case, which is the date Oregon Health Authority (OHA) uses for school metrics, public health indicator metrics, and other tracking purposes. This date differs from the date OHA reports a case publicly in news releases.

COVID-19 Vaccination Trends

County	Series in Progress	Series Complete	Total People	Total per 10,000
Crook	643	9,446	10,089	4,304
Deschutes	7,207	109,284	116,491	5,913
Grant	174	2,546	2,720	3,718
Harney	162	2,442	2,604	3,577
Jefferson	915	10,170	11,085	4,599

Klamath	2,056	24,144	27,200	3,996
Lake	165	2,402	2,567	3,179
Wheeler	36	610	646	4,486

Vaccination data is as of 7/23/21, 12:01AM Pacific Time. For more information, visit the [OHA COVID-19 Vaccination Trends dashboard](#).

COVID-19 Public Health Indicators for Monitoring

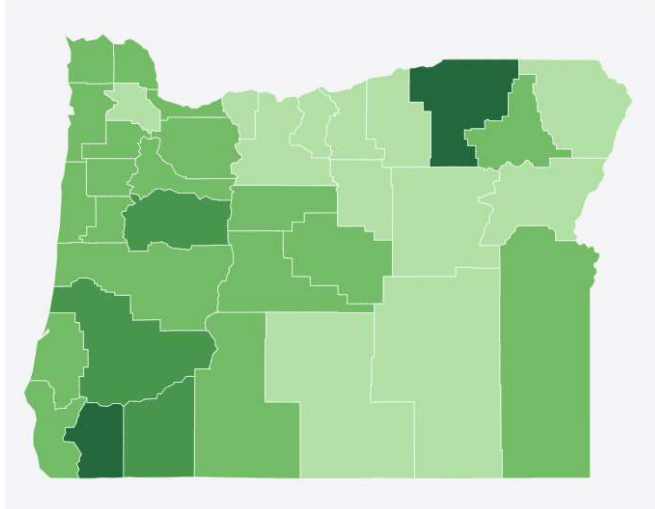
The indicators below are updated once per week. Data shown is for the week of 7/11/21. Green shading means the county is meeting the indicator, and orange shading means the county is not meeting the indicator. No shading or “•” indicates that the indicator does not apply due to small numbers. For more information, visit the [OHA Public Health Indicators dashboard](#).

County	% ED visits for COVID-like illness (lower is better on this indicator)	Percent of cases with follow up initiated within 24 hours (goal is above 95%)	Percent of cases traced to a known source in last 7 days (goal is above 70%)
Oregon	1.1%	83%	30%
Crook	1.1%	100%	43%
Deschutes	1.1%	99%	36%
Grant	1.1%	•	•
Harney	1.1%	75%	25%
Jefferson	1.1%	100%	24%
Klamath	1.1%	100%	39%
Lake	1.1%	71%	•
Wheeler	1.1%	•	•

Oregon's COVID-19 Community Spread

Oregon's public health officials have developed evidenced-based metrics to track COVID-19 community spread. The indicators are determined by case rates for large population counties (>30,000 people) or case counts for medium and small population counties (<30,000 and <15,000 respectively). Test positivity is also considered for medium and large counties. Where both cases and test positivity are considered, the level of community spread is determined by the more conservative indicator.

Hover over a county to see more information



Statewide

07/04/2021 - 07/17/2021

77.6 cases per 100k residents

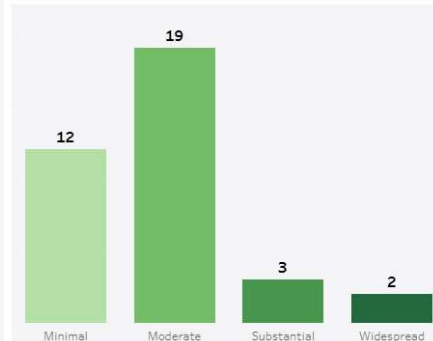
3.8% test positivity

Community Spread

- Minimal
- Moderate
- Substantial
- Widespread

Select one of the bars below to highlight the counties in that level of community spread.

Counties by Level of Community Spread



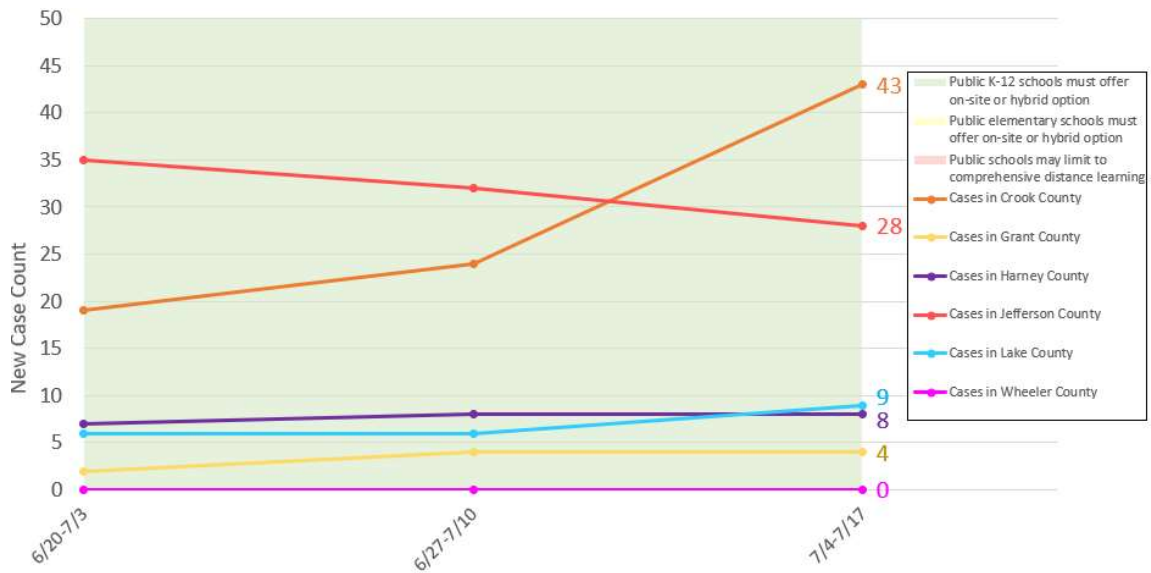
Indicators	Applies to	Minimal Spread	Moderate Spread	Substantial Spread	Widespread
Rate of COVID-19 cases per 100,000 over 14 days	Large counties (30,000+ people)	<50.0	50.0 to <100.0	100.0 to <200.0	≥200.0
Number of COVID-19 cases over 14 days	Small and Medium counties (<30,000 people)	<30	30 to <45	45 to 59	≥60
Percentage test positivity over 14 days	Medium and Large counties (>15,000 people)	<5.0%	5.0% to <8.0%	8.0% to <10.0%	≥10.0%

COVID-19 School Advisory Metrics Data

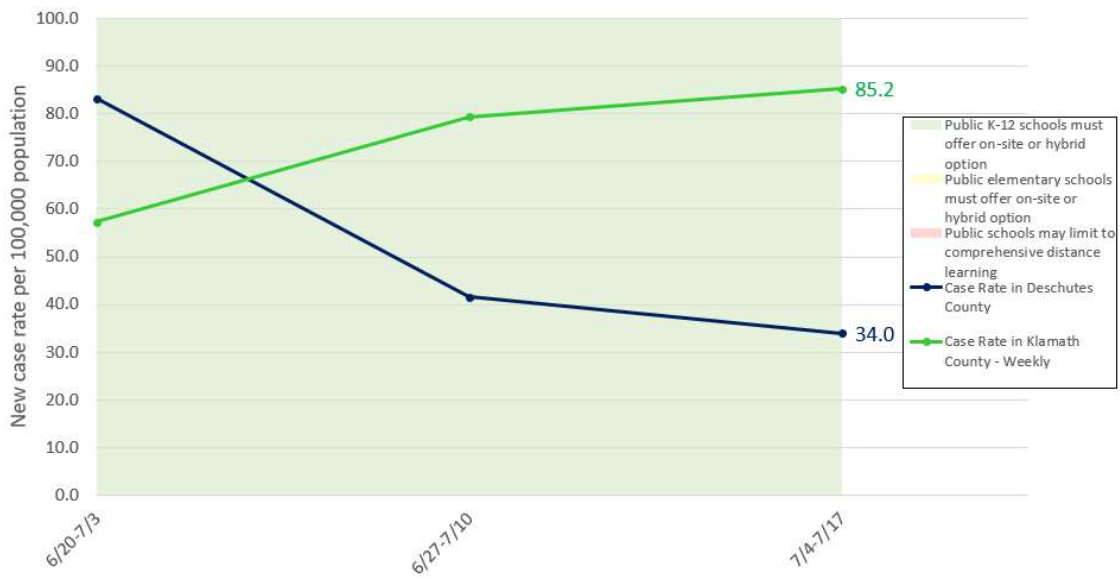
The rescinding the Governor’s executive orders on 6/30/21 for K-12 schools, higher education, and childcare means a shift to a more traditional, local decision-making model for communities when it comes to serving the health and safety needs of students and children. Schools will still be expected to comply with longstanding regulations around the control of infectious diseases, and to have a communicable disease management plan.

More details about the use of public health metrics in school reopening can be found can be found on the [ODE’s Ready Schools, Safe Learners information page](#).

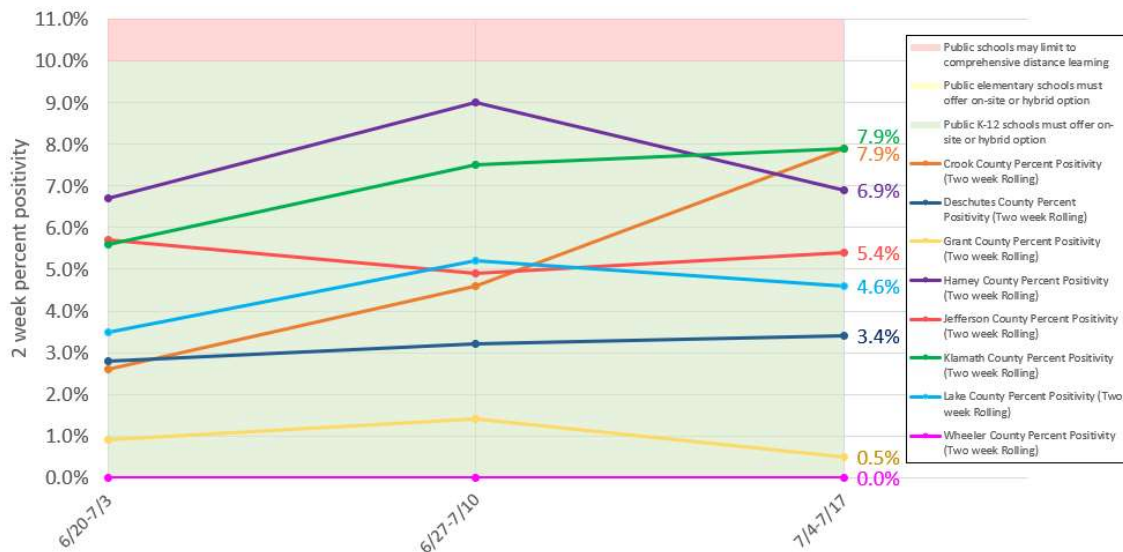
Region 7 Small-Medium County Two-week Known COVID-19 Cases



Region 7 Large County Two-week Case Rate per 100,000 Population



Region 7 Two-week Test Positivity



COVID-19 Situation in Oregon

- Oregon COVID-19 Cases: 214,869
- Oregon COVID-19 Deaths: 2,836
- Total number of tests for COVID-19: 5,624,307

Oregon data is as of 7/23/21, 12:01AM Pacific Time. Information on case counts and deaths for all Oregon counties, as well as demographic information for all Oregon cases and deaths, can be found on [Oregon Health Authority's COVID-19 page](#).

COVID-19 Situation in California

- California COVID-19 Cases: 3,786,031 cases
- California COVID-19 Deaths: 63,741 deaths

California data is as of 7/23/21, 11:00AM Pacific Time. Information on case counts and deaths for California can be found on [California's COVID-19 data tracker](#).

As of June 15, 2021, the Governor terminated the executive orders put into place, phasing out the vast majority of executive actions put into place since March 2020 and leaving a subset of provisions that facilitate the ongoing recovery.

COVID-19 California Updates this Week

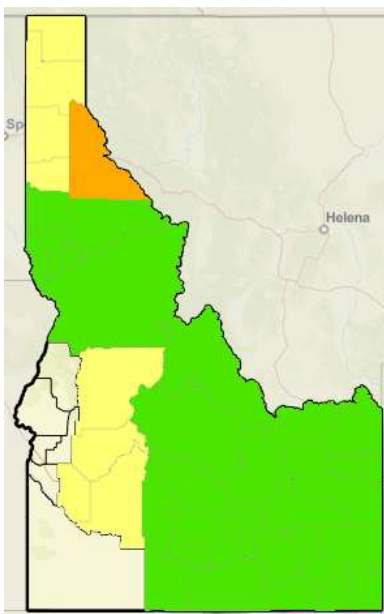
- Los Angeles County sees rapid rise in COVID-19 transmission with cases doubling over the last 10 days and increasing 80% since the previous week, alongside a rise

in detected Delta variant. Visit the [County of Los Angeles Public Health news release](#).

COVID-19 Situation in Idaho

- Idaho COVID-19 Cases: 198,296 cases
- Idaho COVID-19 Deaths: 2,183 deaths

Idaho data last updated 7/23/21, 11:00AM Mountain Time. Information on case counts and deaths in Idaho State by county can be found on [Idaho's COVID-19 data tracker](#).



Idaho's Transmission Risk Levels are updated weekly, visit the [Idaho COVID-19 Transmission Risk Levels interactive map](#).

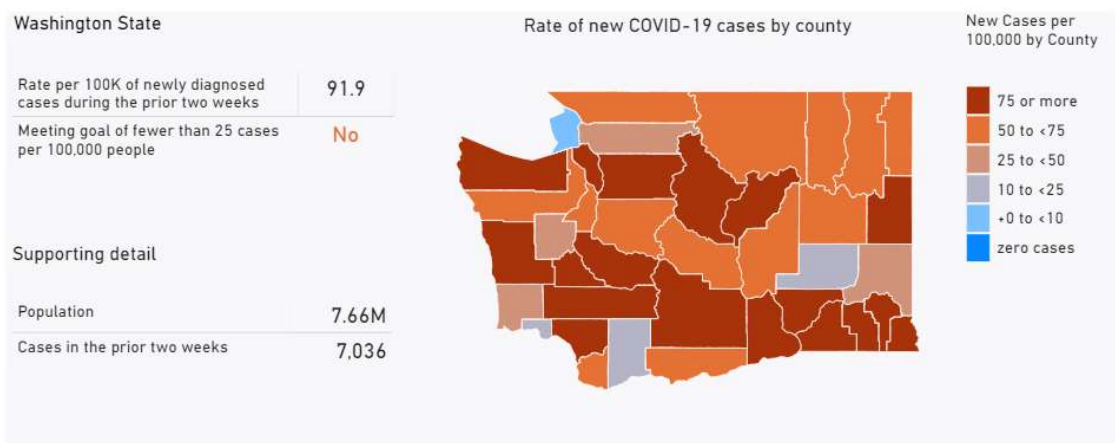
COVID-19 Idaho Updates this Week

- Southeastern Idaho Public Health District identifies COVID-19 Delta variant in Southeast Idaho in Bannock County. Visit the [South Central Idaho PHD news release](#).

COVID-19 Situation in Washington State

- Washington State COVID-19 Cases: 466,099 cases
- Washington State COVID-19 Deaths: 6,066 deaths

Washington State data last updated 7/23/21, 3:32PM Pacific Time. Information on case counts and deaths in Washington State by county can be found on [Washington State's COVID-19 data tracker](#).



Washington State Road to Recovery Phase and Risk Assessment metric data is updated weekly, visit [Washington State's COVID-19 Risk Assessment dashboard](#) for more information.

COVID-19 Updates this Week

- No new updates this week.

COVID-19 Situation in the U.S.

- U.S. COVID-19 Cases: 34,312,832 cases
- U.S. COVID-19 Deaths: 608,113 deaths

U.S. data last updated 7/23/21, 4:15PM Eastern Time. Information on case counts and deaths for all states and U.S.-affiliated jurisdictions can be found on [CDC's COVID-19 data tracker](#).

COVID-19 Situation Worldwide

- Global COVID-19 Cases: 192,284,207 cases
- Global COVID-19 Deaths: 4,136,518 deaths

Worldwide case count and death count estimates are posted on [WHO's COVID-19 dashboard](#). Estimates for worldwide COVID-19 case counts and deaths above are current as of 7/23/21, 5:11PM Central European Time.

For more local information and resources:

- For school information:
 - Visit the [Ready Schools, Safe Learners page for general information](#)

- Visit the [current community COVID metrics page for Ready Schools, Safe Learners](#). To learn more about these metrics and benchmarks, [click here](#).
- County web resources for COVID-19:
 - Visit the [Crook County Public Health COVID-19 Information Page](#)
 - Visit the [Deschutes County COVID-19 Information Page](#)
 - Visit the [Grant County COVID-19 Information Page](#)
 - Visit the [Harney County Health Department COVID-19 Information Page](#)
 - Visit the [Jefferson County Public Health COVID-19 Information Page](#)
 - Visit the [Klamath County Public Health COVID-19 Information Page](#)
 - Visit the [Lake County COVID-19 Information Page](#)
 - Visit the [Wheeler County COVID-19 Information Page](#)
- Telephone resources:
 - Call the Oregon phone line for COVID-19 information at **2-1-1**
 - Call the OHSU phone line for seek guidance about symptoms and care for COVID-19 at **833-647-8222**. The hotline is open 8am-8pm, 7 days a week.
 - If you are 55 or older and feeling isolated or just want to have a friendly conversation, please call the [Senior Loneliness Line](#) at **503-200-1633**
 - If you are a teen and feeling lonely or anxious, you can call, text, or chat with other teens to talk about anything and everything. Call [YouthLine](#) at **877-968-8491** or text 'teen2teen' to **839863**, the helpline is open 4pm-10pm daily.

Region 7 Public Health Response

Crook, Deschutes, Grant, Harney, Jefferson, Klamath, Lake, and Wheeler County Public Health Departments regularly manage communicable disease outbreaks, and we are prepared to investigate and respond. When a case of COVID-19 is identified in our community, Public Health Professionals work on [contact tracing](#) to identify and notify individuals who might have been exposed.

We began preparing for local impacts of COVID-19 and regularly meeting with healthcare partners, Oregon Health Authority, and CDC in January 2020.

We continue to work closely with local schools, healthcare providers, emergency services, cities, businesses, and others to coordinate efforts and to share the most up-to-date information.

This situation update was compiled by the Crook, Deschutes, Grant, Harney, Jefferson, Klamath, Lake, and Wheeler County Health Departments. It will be updated with state, national, and worldwide situation data and sent every week.