

# Central Eastern Southern Oregon

## Region 7 COVID-19 Situation Update

December 10, 2020

### COVID-19 Updates as of Today:

Data as of 12/10/20, 12:01AM Pacific Time

#### Region 7 COVID-19 Cases:

- 314 in Crook County (*increased by 70 since last week*)
- 3,015 in Deschutes County (*increased by 466 since last week*)
- 155 in Grant County (*increase by 16 since last week*)
- 117 in Harney County (*increased by 27 since last week*)
- 1,086 in Jefferson County (*increased by 209 since last week*)
- 1,273 in Klamath County (*increased by 326 since last week*)
- 1 in Lake County (*increased by 17 since last week*)
- 10 in Wheeler County (*increased by 4 since last week*)

#### Region 7 COVID-19 Deaths:

- 6 in Crook County
- 16 in Deschutes County
- 11 in Jefferson County
- 11 in Klamath County
- 1 in Grant County
- 1 in Harney County
- 1 in Lake County
  
- **Since last Wednesday**, Oregon Health Authority reported that the total/cumulative number of known COVID-19 cases statewide increased by 10,814, bringing the total in Oregon to 89,838. There were 151 new COVID-19 deaths reported today, bringing the total number of COVID-19 deaths in Oregon to 1,123.
  
- CDC reports there are >15.2 million cases of COVID-19 in the United States.
  
- Worldwide case counts are >68.1 million.

---

### COVID-19 Oregon Highlights

- The Oregon Health Authority released its [COVID-19 Weekly Report](#) today. For the week of Monday, November 30 through Sunday, December 6, OHA recorded a 14% increase from the previous week's daily new cases count. Hospitalizations have increased 24%.

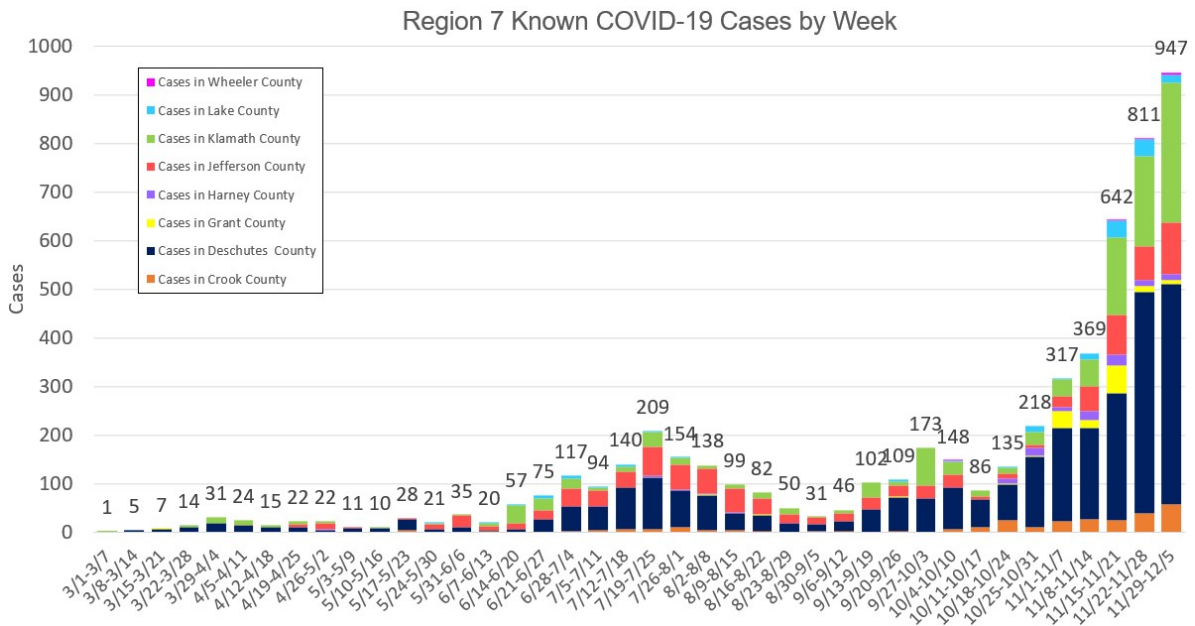
- Governor Brown announces updates to County Risk Levels going into effect December 3 through December 17, 25 counties will be Extreme Risk level, 5 counties will be High Risk, two counties will be Moderate Risk, and 4 counties will be Low Risk. Visit the [State of Oregon news release page](#).

## COVID-19 Situation in Region 7

(Click here for source: [Oregon Health Authority Situation in Oregon](#))

The graph below shows the number of COVID-19 cases from Crook, Deschutes, Grant, Harney, Jefferson, Klamath, Lake, and Wheeler County each calendar week beginning the week of 3/1/20-3/7/20 (when the first cases were identified in Region 7).

Data for this week is not yet shown. This graph will be updated **weekly** to show the number of COVID-19 cases identified each week in Region 7.



This graph shows data based on the date a case first became identified as a case, which is the date Oregon Health Authority (OHA) uses for school metrics, public health indicator metrics, and other tracking purposes. This date differs from the date OHA reports a case publicly in news releases.

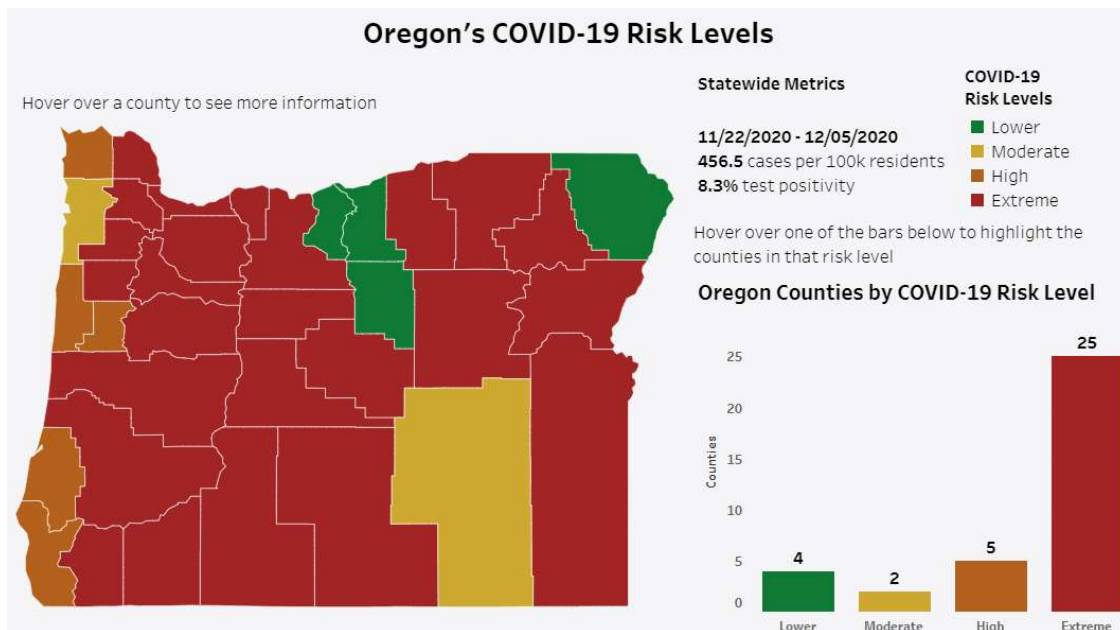
## COVID-19 Public Health Indicators for Monitoring

The indicators below are updated once per week. Data shown is for the week of 11/29/20. Green shading means the county is meeting the indicator, and orange shading means the county is not meeting the indicator. No shading or “•” indicates that the indicator does not apply due to small numbers. For more information, visit the [OHA Public Health Indicators dashboard](#).

County	% ED visits for COVID-like illness (lower is better on this indicator)	Percent of cases with follow up initiated within 24 hours (goal is above 95%)	Percent of cases traced to a known source in last 7 days (goal is above 70%)
Oregon	4.5%	53%	32.6%
Crook	4.5%	83%	55.9%
Deschutes	4.5%	37%	29.6%
Grant	4.5%	100%	75.0%
Harney	4.5%	83%	16.7%
Jefferson	4.5%	92%	76.6%
Klamath	4.5%	78%	43.8%
Lake	4.5%	100%	•
Wheeler	4.5%	100%	•

## Oregon’s COVID-19 Risk Levels

This map shows the indicator OHA is tracking to monitor COVID-19 risk in Oregon counties. As counties begin to open back up, we want to be sure the risk of COVID-19 in Oregon remains low enough to keep Oregonians safe. For more information, visit the [OHA Public Health Indicators dashboard](#). This dashboard is updated weekly.



## COVID-19 School Metrics Data

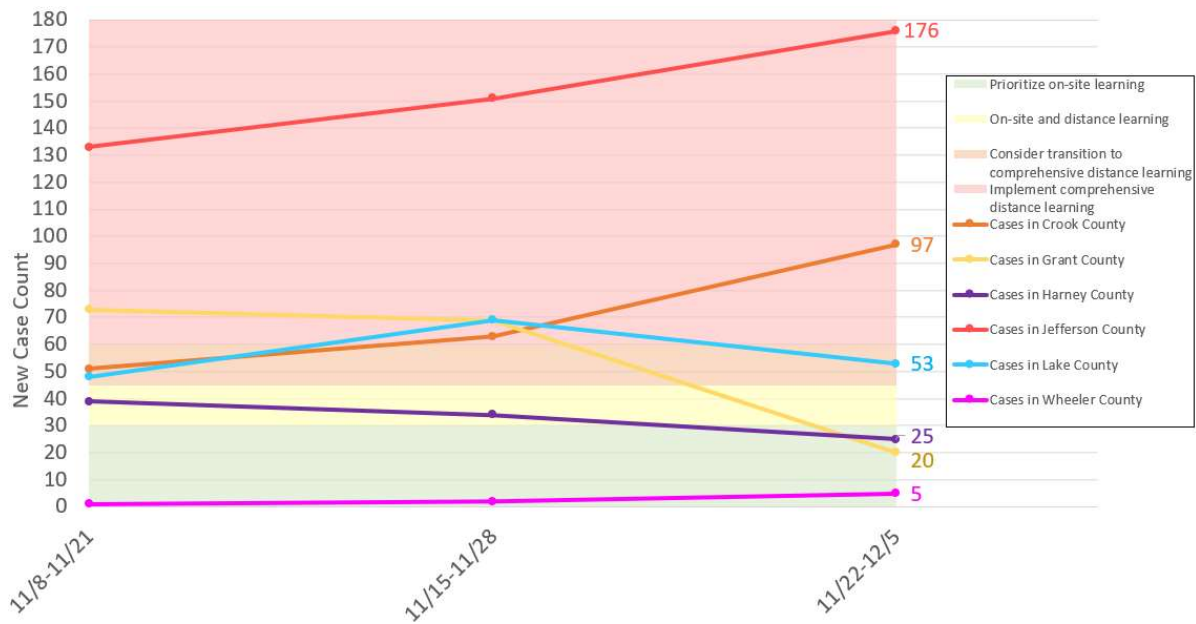
Oregon public health officials have developed metrics to help school boards and school districts make decisions about how they can safely reopen schools. For a school to return to in-person instruction through the ODE On-Site or Hybrid instructional models, the metrics below must be met:

**Large Counties (≥30,000 residents):** For K-12, case rate is <50 cases per 100,000 in the preceding 14 days and test positivity is <5% in the preceding 14 days. For K-6 case rates is <100 cases per 100,000 in the preceding 14 days and test positivity is 5% to <8% in the preceding 14 days.

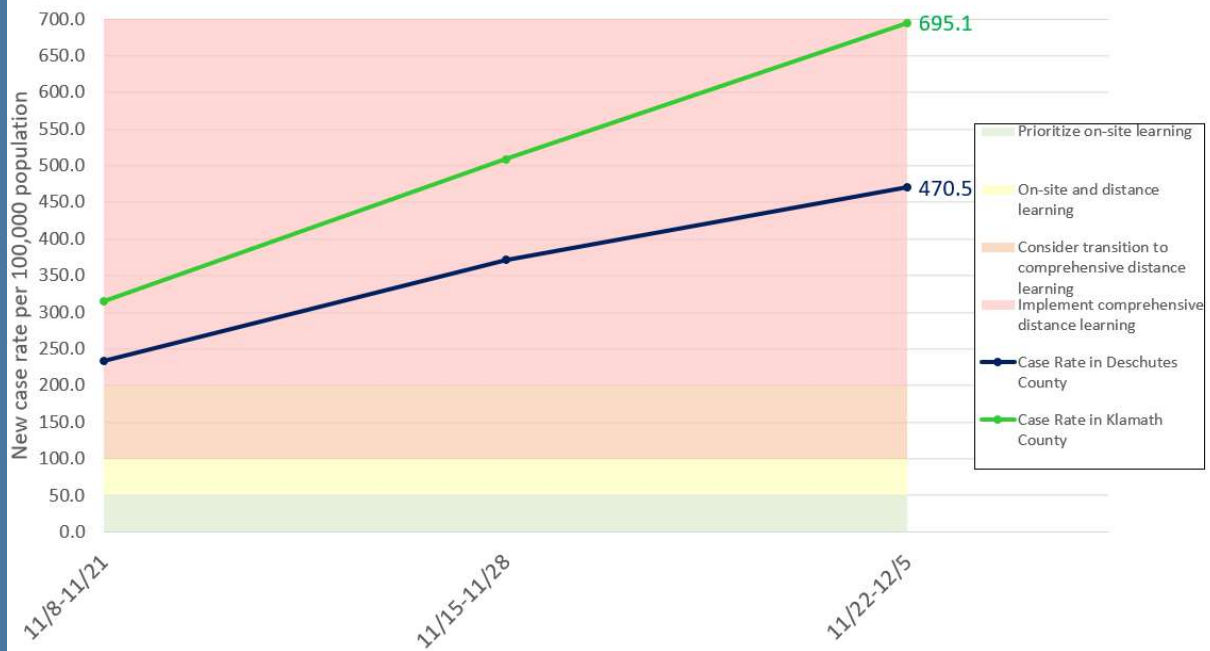
**Small Counties (<30,000 residents):** For K-12, case count is <30 cases in the preceding 14 days and test positivity is <5% in the preceding 14 days. For K-6, case count is <45 cases in the preceding 14 days and test positivity is 5% to <8% in the preceding 14 days.

There are exceptions to this metric which can be found the [ODE's Ready Schools, Safe Learners information page](#).

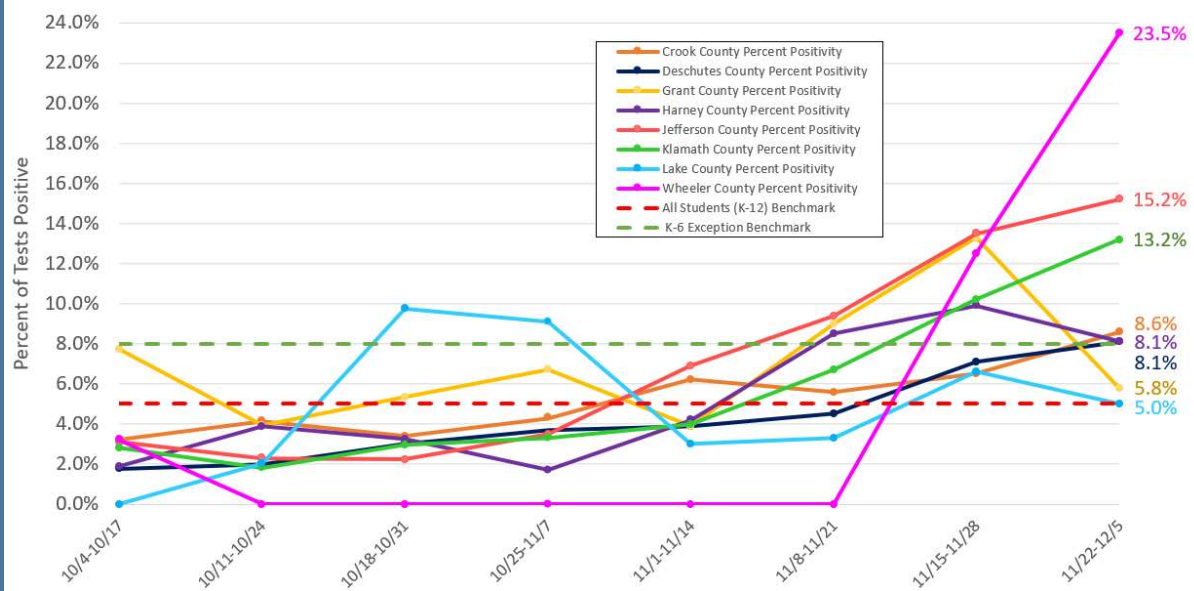
### Region 7 Small County Two-week Known COVID-19 Cases



### Region 7 Large County Two-week Case Rate per 100,000 Population



### Region 7 Two Week Test Positivity



## COVID-19 Situation in Oregon

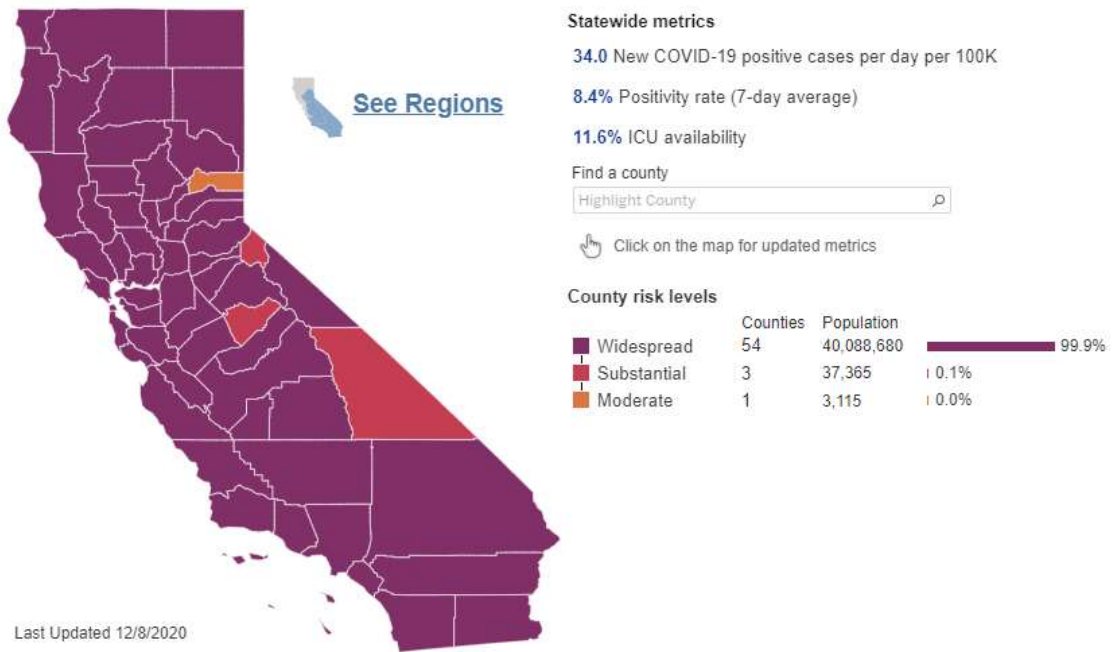
- Oregon COVID-19 Cases: 89,838
- Oregon COVID-19 Deaths: 1,123
- Total number of Oregonians tested for COVID-19: 2,216,527

Oregon data is as of 12/10/20, 12:01AM Pacific Time. Information on case counts and deaths for all Oregon counties, as well as demographic information for all Oregon cases and deaths, can be found on [Oregon Health Authority's COVID-19 page](#).

## COVID-19 Situation in California

- California COVID-19 Cases: 1,450,235 cases
- California COVID-19 Deaths: 20,463 deaths

California data is as of 12/10/20, 11:00AM Pacific Time. Information on case counts and deaths for California can be found on [California's COVID-19 data tracker](#).



All California statewide metric [data and tier assignments](#) are based on results from week ending November 28, updated as of 12/8/20.

### COVID-19 California Updates this Week

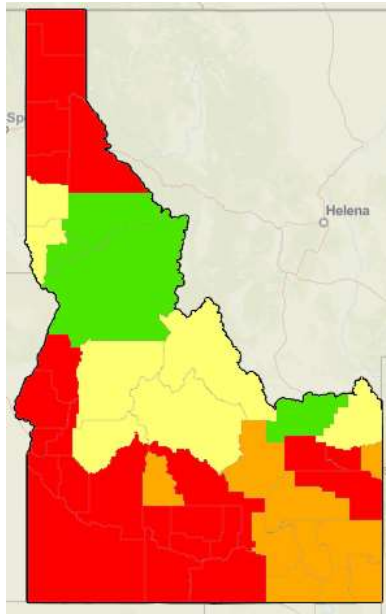
- Governor Newsom announces a regional Stay At Home Order affecting regions with less than 15% ICU availability and requiring Californians to stay at home as much as possible and minimize mixing to reduced exposure. Visit the [Office of the Governor news release page](#).

## COVID-19 Situation in Idaho

- Idaho COVID-19 Cases: 116,203 cases
- Idaho COVID-19 Deaths: 1,103 deaths

Idaho data last updated 12/10/20, 2:07PM Mountain Time. Information on case counts and deaths in Washington State by county can be found on [Idaho's COVID-19 data tracker](#).





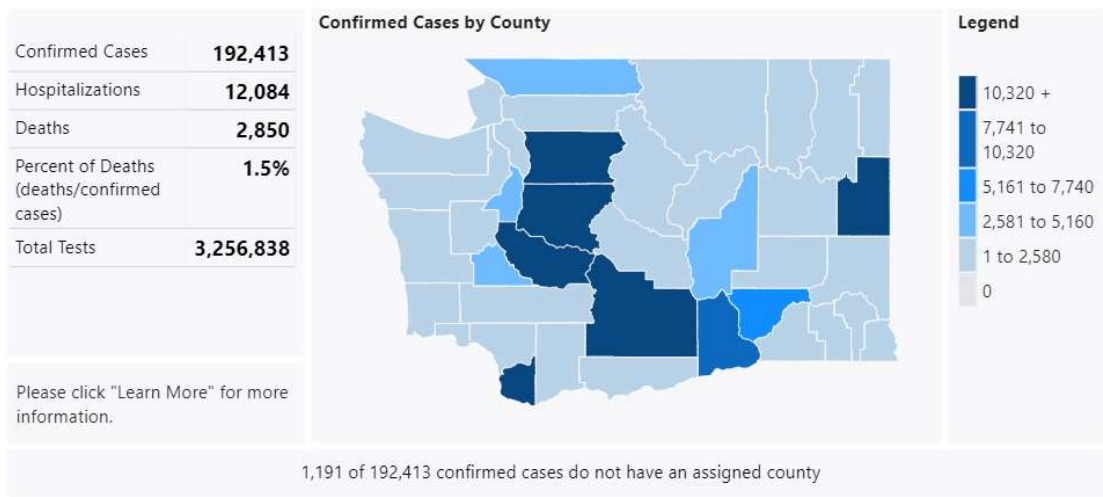
Idaho's Transmission Risk Levels are updated weekly, visit the [Idaho COVID-19 Transmission Risk Levels interactive map](#).

### COVID-19 Idaho Updates this Week

- No new updates this week.

## COVID-19 Situation in Washington State

- Washington State COVID-19 Confirmed Cases: 192,413 cases
- Washington State COVID-19 Deaths: 2,850 deaths



Washington State data last updated 12/10/20, 4:30PM Pacific Time. Information on case counts and deaths in Washington State by county can be found on [Washington State's COVID-19 data tracker](#).



## COVID-19 Updates this Week

- Governor Jay Inslee announces extensions of current restrictions through January 4, 2021 as the state's healthcare system nears dangerous occupancy levels. Visit [the Washington Governor news release page](#).

---

## COVID-19 Situation in the U.S.

- U.S. COVID-19 Cases: 15,271,571 cases
- U.S. COVID-19 Deaths: 288,762 deaths

U.S. data last updated 12/10/20, 4:21PM Eastern Time. Information on case counts and deaths for all states and U.S.-affiliated jurisdictions can be found on [CDC's COVID-19 data tracker](#).

---

## COVID-19 Situation Worldwide

- Global COVID-19 Cases: 68,165,877 cases
- Global COVID-19 Deaths: 1,557,385 deaths

Worldwide case count and death count estimates are posted on [WHO's COVID-19 dashboard](#). Estimates for worldwide COVID-19 case counts and deaths above are current as of 12/10/20, 5:46PM Central European Time.

## For more local information and resources:

- For school information:
  - Visit the [Ready Schools, Safe Learners page for general information](#)
  - Visit the [current community COVID metrics page for Ready Schools, Safe Learners](#). To learn more about these metrics and benchmarks, [click here](#).
- County web resources for COVID-19:
  - Visit the [Crook County Public Health COVID-19 Information Page](#)
  - Visit the [Deschutes County COVID-19 Information Page](#)
  - Visit the [Grant County COVID-19 Information Page](#)
  - Visit the [Harney County Health Department COVID-19 Information Page](#)
  - Visit the [Jefferson County Public Health COVID-19 Information Page](#)
  - Visit the [Klamath County Public Health COVID-19 Information Page](#)
  - Visit the [Lake County COVID-19 Information Page](#)
  - Visit the [Wheeler County COVID-19 Information Page](#)
- Telephone resources:
  - Call the Oregon phone line for COVID-19 information at **2-1-1**
  - Call the OHSU phone line for seek guidance about symptoms and care for COVID-19 at **833-647-8222**. The hotline is open 8am-8pm, 7 days a week.

- If you are 55 or older and feeling isolated or just want to have a friendly conversation, please call the [Senior Loneliness Line](#) at **503-200-1633**
- If you are a teen and feeling lonely or anxious, you can call, text, or chat with other teens to talk about anything and everything. Call [YouthLine](#) at **877-968-8491** or text 'teen2teen' to **839863**, the helpline is open 4pm-10pm daily.

---

## Region 7 Public Health Response

Crook, Deschutes, Grant, Harney, Jefferson, Klamath, Lake, and Wheeler County Public Health Departments regularly manage communicable disease outbreaks, and we are prepared to investigate and respond. When a case of COVID-19 is identified in our community, Public Health Nurses work on [contact tracing](#) to identify and notify individuals who might have been exposed.

We began preparing for local impacts of COVID-19 and regularly meeting with healthcare partners, Oregon Health Authority, and CDC in January 2020.

We continue to work closely with local schools, healthcare providers, emergency services, cities, businesses, and others to coordinate efforts and to share the most up-to-date information.

---

This situation update was compiled by the Crook, Deschutes, Grant, Harney, Jefferson, Klamath, Lake, and Wheeler County Health Departments. It will be updated with state, national, and worldwide situation data and sent every week.