

Klamath County COVID-19 Epidemiology Summary as of 11/10/20

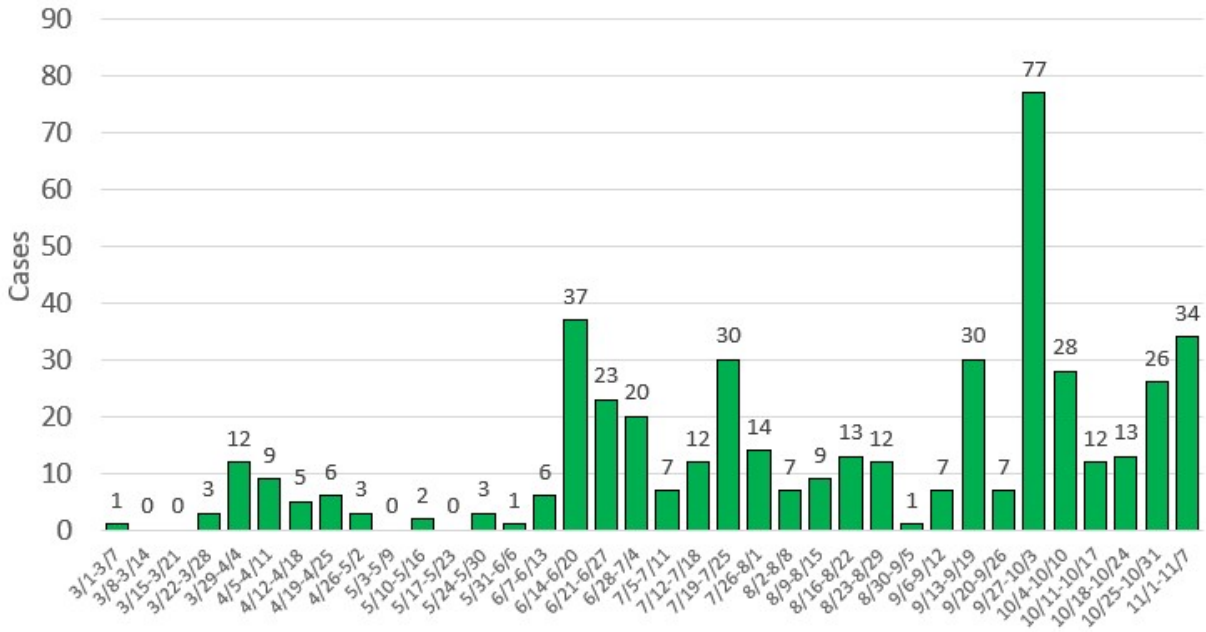
Klamath County Case Summary

Total known cases of COVID-19	487
Cases per 100,000 population	714 cases per 100K (County Ranking: 25 th)
Number of cases "recovered"	237
COVID-19 Deaths	3

Klamath County Case Details

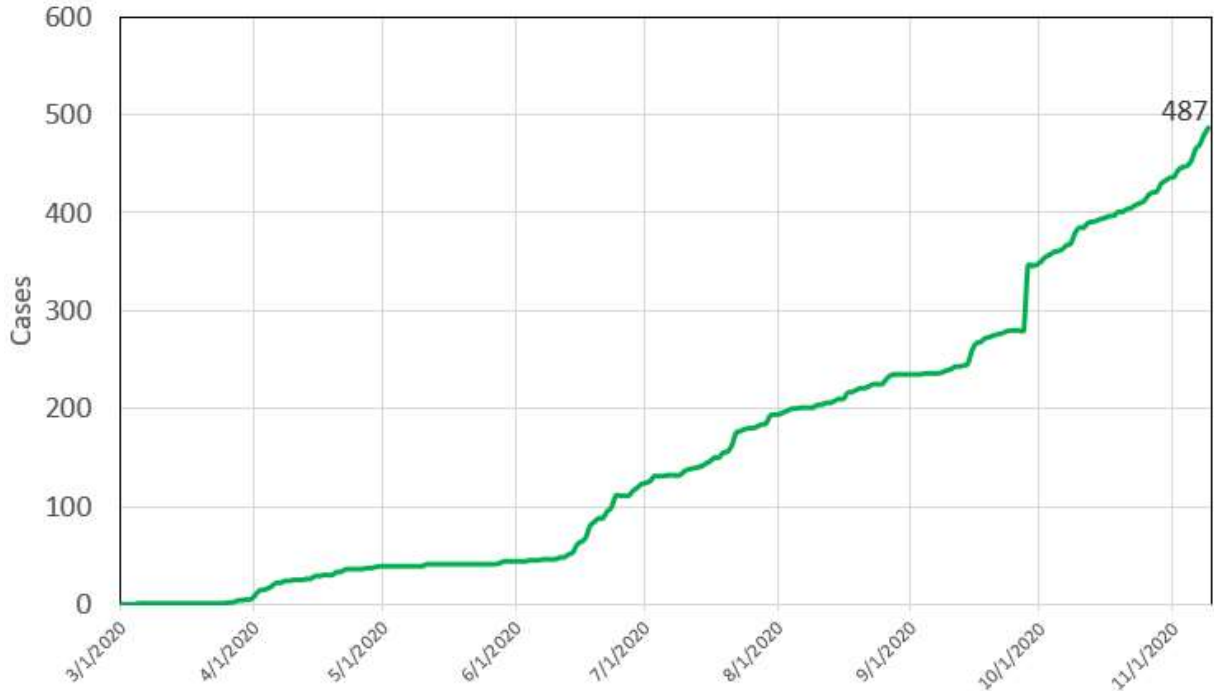
Cases by Age Group		Was Case Hospitalized During Illness?	
Age 14 or younger	41	Yes	27
Age 15 to 19	21	No	459
Age 20 to 29	109	Hospitalization Data Unavailable	1
Age 30 to 49	164	Does Case Have Recent (Domestic/International) Travel?	
Age 50 to 59	69	Yes	49
Age 60 to 69	48	No	31
Age 70+	35	Travel History Data Unavailable	127
Cases by Sex		Deaths by Age Group	
Female	247	Age 40 to 49	1
Male	238	Age 60 to 69	1
Sex Data Unavailable	2	Age 70 to 79	1

Klamath County Known COVID-19 Cases by Week



Data for this week is not yet included. This graph shows the number of cases by week, based on the date a case was first identified as a case. This date differs from the date Oregon Health Authority first reports the case for Klamath County in daily press releases.

Klamath County Known COVID-19 Cases - Cumulative

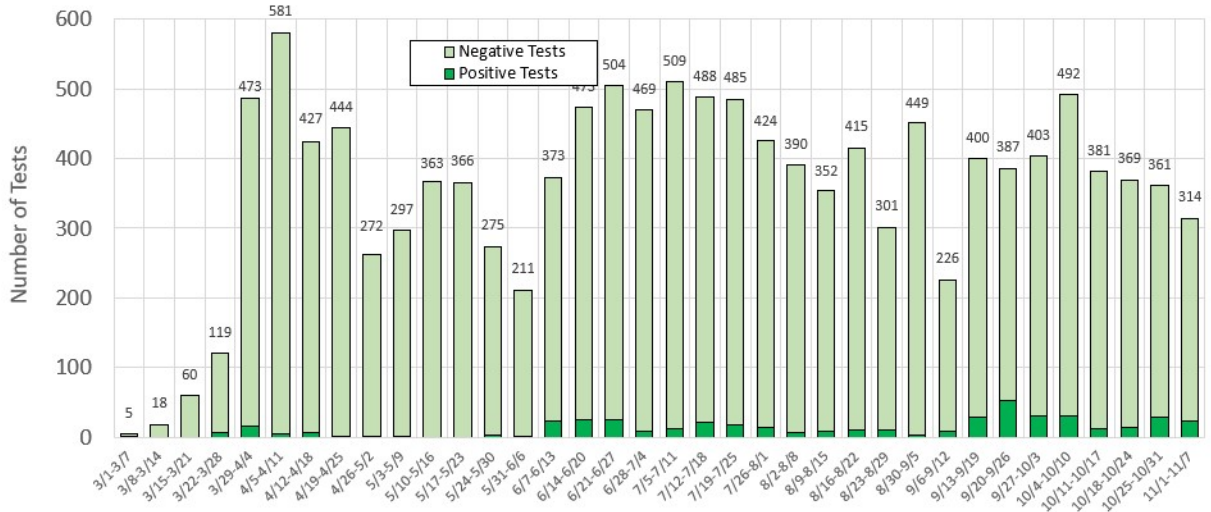


Klamath County Testing Summary

Klamath County Positive Tests	481
Klamath County Negative Tests	12,459
Klamath County Total Tests	12,940
Percent of tests positive (Total/cumulative)	3.7%
Weekly percent of tests positive (As of 10/12/20. Based on test collection date of 11/1/20 - 11/7/20)	7.3%
Estimated Klamath County total/cumulative tests per 100,000 population*	18,977 per 100K (County Ranking: 22nd)
Estimated Klamath County weekly tests per 100,000 population (As of 11/10/20. Based on test collection date of 11/1/20 - 11/7/20)*	460 per 100K

*Klamath County population denominator estimate: 68,190 (Portland State University Population Estimates, 2019)

Klamath County Weekly COVID-19 Tests

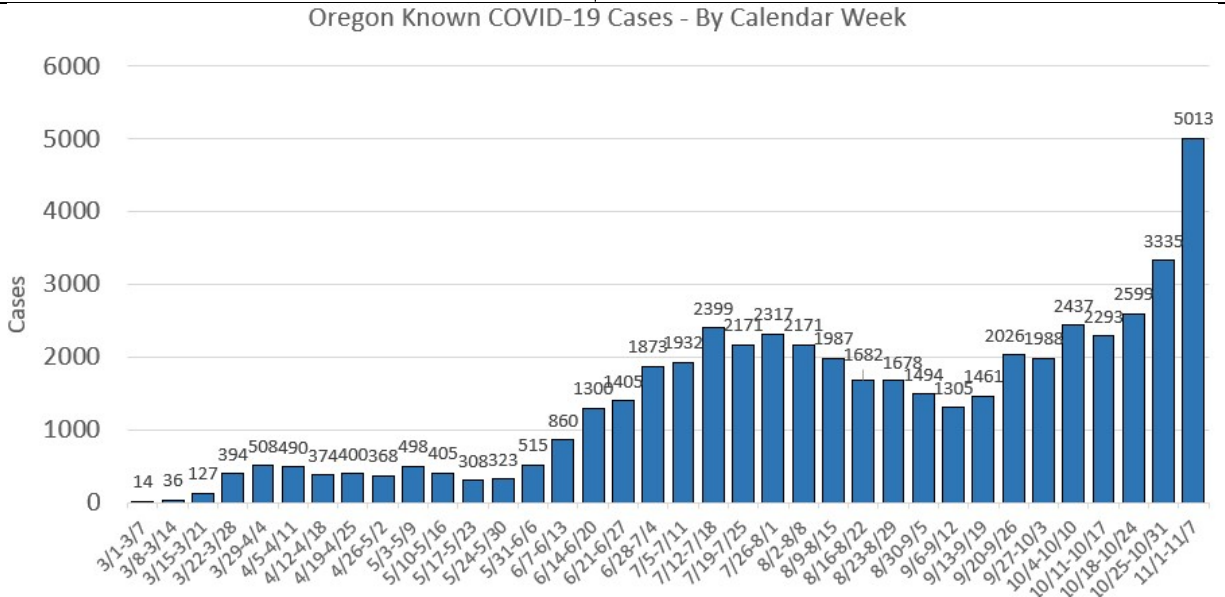


Data is as of Monday, 11/9/20. Tests are shown based on the week they were collected. Tests from the most recent few weeks may not yet be included in this graph due to test turnaround time.

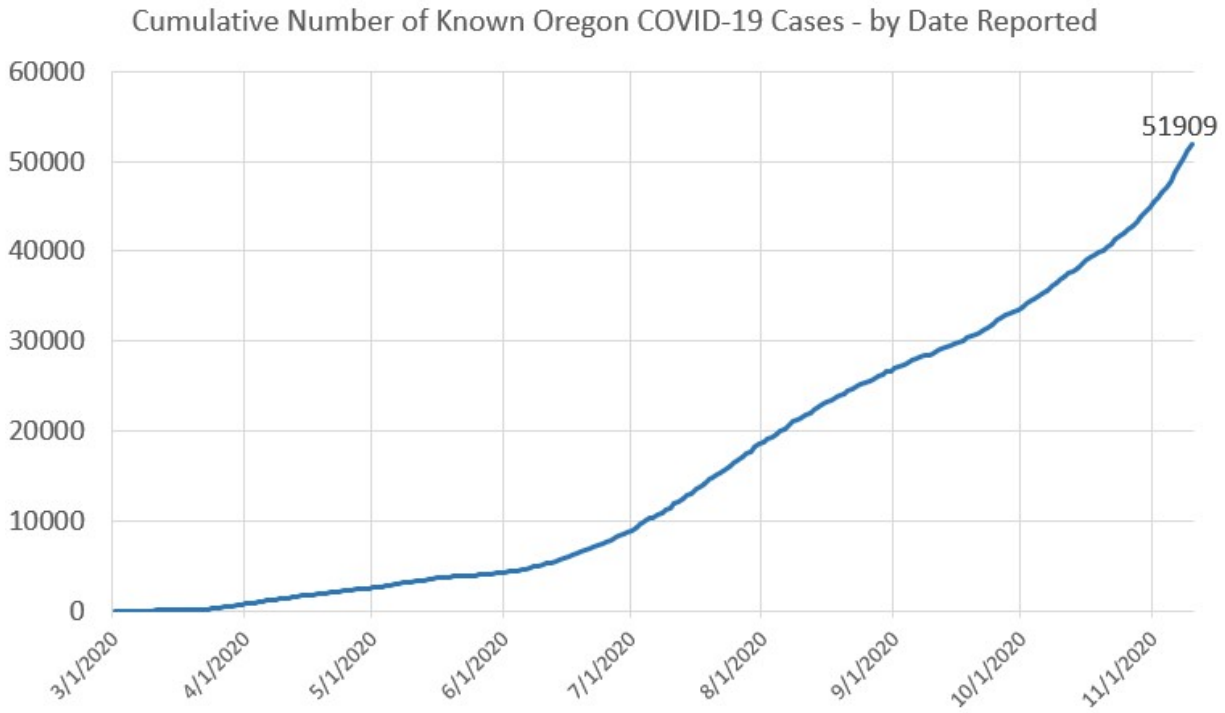
Oregon Case Summary

Total Known Cases of COVID-19 Statewide 51,909

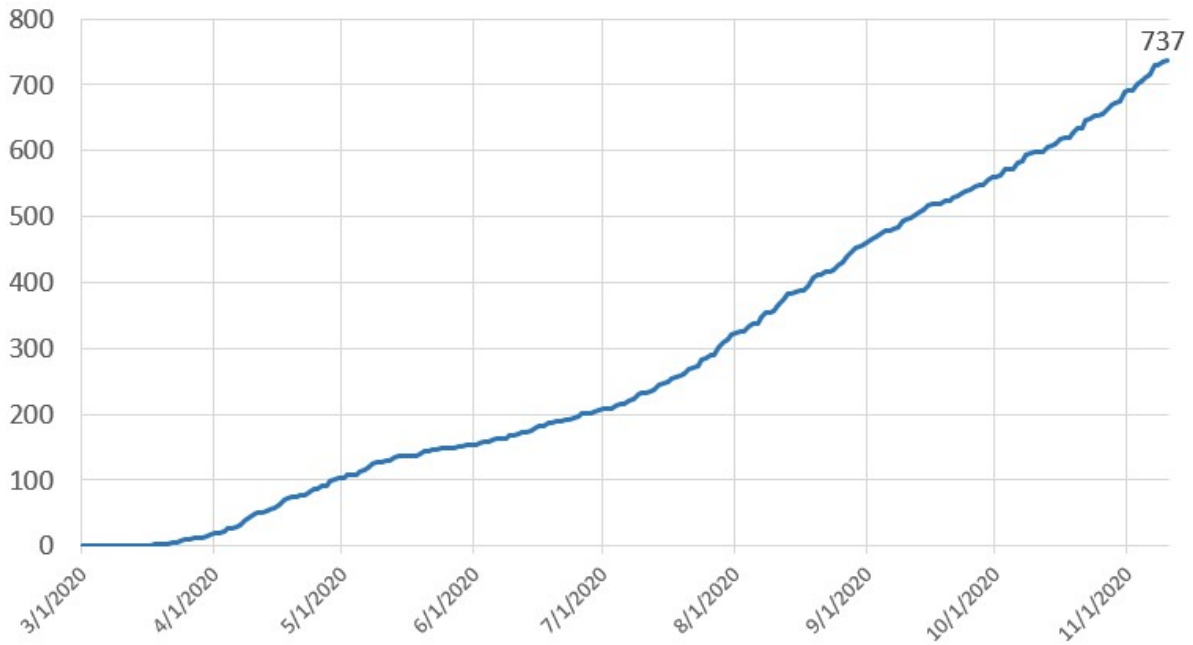
COVID-19 Deaths Statewide 737



Data is as of Tuesday, 11/10/20 4:15PM. Data for this week is not yet shown. This graph shows the number of cases by week, based on the date a case was first identified as a case. This date is different from the date Oregon Health Authority reports the case in daily press releases. Data subject to change.



Cumulative Number of Oregon COVID-19 Deaths - by Date Reported

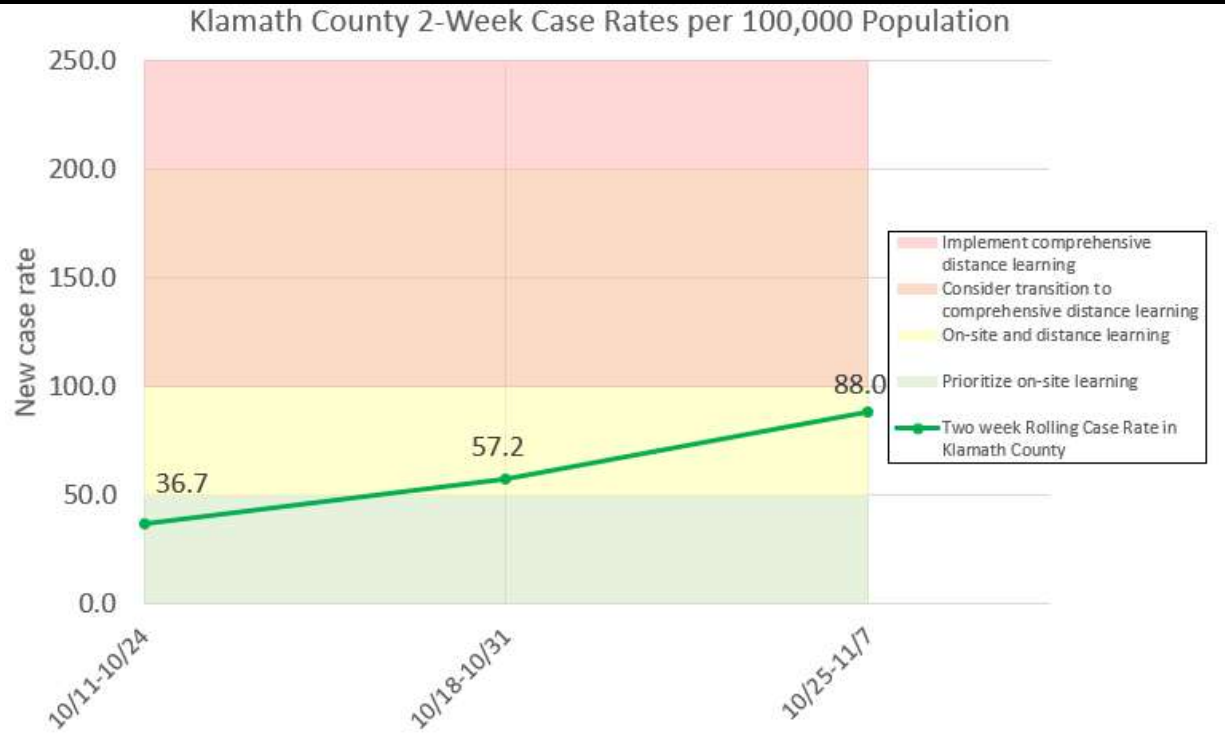


Public Health Indicators for Monitoring COVID-19 (OHA Dashboard)

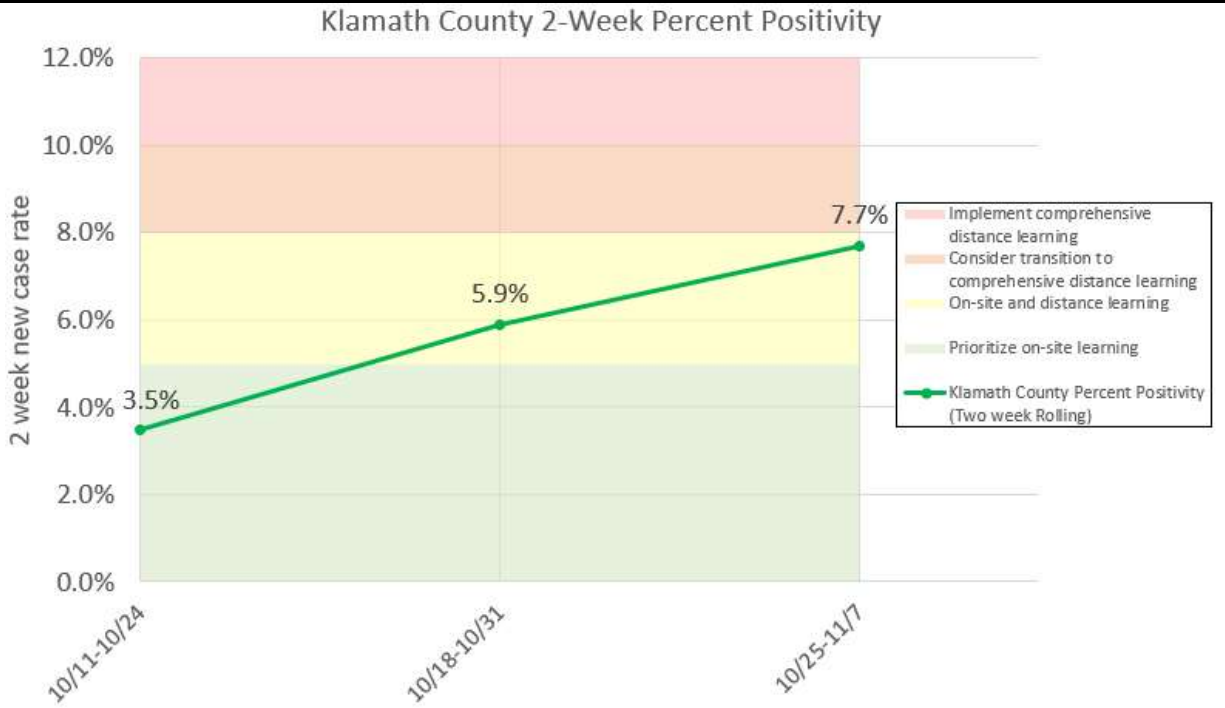
The indicators below are updated once per week. Data shown is for the week of 10/25/20-10/31/20. Green shading means Klamath County is meeting the indicator, and orange shading means Klamath County is not meeting the indicator. No shading or "N/A" indicates that the indicator does not apply due to small numbers. For more information, visit the [OHA Public Health Indicators dashboard](#).

% ED visits for COVID-like illness is below 1.5% (Note: this indicator relies on statewide data rather than county data)	0.6%
Trend in % of tests that are positive in last 7 days (Benchmark: should not trend up)	Downtrend (8.3%)
% increase in new cases in last 7 days (Benchmark: should be no more than 5%)	100%
% of cases not traced to a known source in last 7 days (Benchmark: should be below 30%)	38%
Trend in COVID-19 hospitalizations over the last 14 days (Benchmark: should downtrend)	N/A
% of cases in last 7 days with follow-up within 24 hours (Benchmark: should be 95% or higher)	100%

Ready Schools, Safe Learners: Community COVID-19 Metrics



Data current as of Monday, 11/9/20. Data are subject to change.



Data current as of Monday, 11/9/20. Percent positivity subject to change as more test results are received.